# Sare® - Heavy Duty Connectors

InKonn®

InKonn Sare® Heavy Duty Connectors
Contents


| Contents | Overview | Pages |
|---|---|---|
| **Series A03:** IA; ID; IQ | | 01-01 |
| **Series A:** IA; ID | | 02-01 |
| **Series B:** ID; IE; ISB; IK; Modular | | 03-01 |
| **Crimp contacts & Tools** |  | 04-01 |
| **Accessories** | | 05-01 |

| Contents | Plastic | Standard | Outdoor | EMC | Pages |
|---|---|---|---|---|---|
| **HA03** | | | | | 01-15 |
| **HA** | | | | | 02-11 |
| **HB** | | | | | 03-111 |

## Profile

InKonn is powered by a team of people who are experienced and constantly active in the field of Industrial Connector. Our team members have strong backgrounds in both manufacturing and development in Industrial Connector.

- Sectors in which we operate

- Automation
- Railwayindustry
- Wind powerindustry
- Machinery industry

## Mission

We are dedicated to provide our customers with the best solutions. Our close partnership with global industry leading companies enhance our service offering.

As your technical partner, we support you in advice on technical solutions and the design of tailor-made products by participating customer' s needs. We think from customers' perspective and do our utmost to solve problems with our professional knowledge and skills.



InKonn Sare® Heavy Duty Connectors
Preface

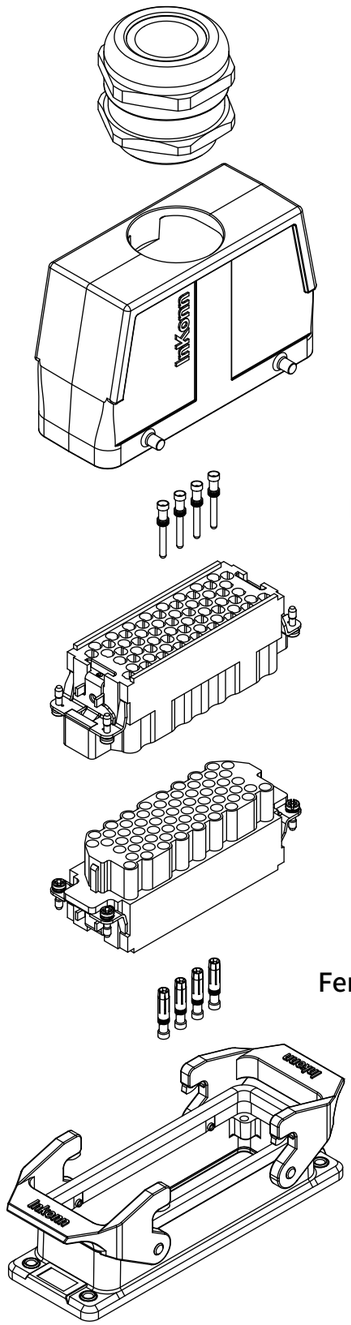


The following components of a complete connector are available for order:

Cable gland
- Universal cable glands
- normal or multiple seal
- plastic or metal

Hood
- low or high construction
- top or side cable entry
- single or double locking levers

Male contacts
- gold or silver plated
- up to 10 mm² conductor cross-section

Male insert
- screw connection
- crimp connection
(order contacts separately)
- cage-clamp connection

Female insert
- screw connection
- crimp connection
(order contacts separately)
- cage-clamp connection

Female contacts
- gold or silver plated
- up to 10 mm² conductor cross-section

Housing
- surface mounted, bulkhead mounted or cable to calbe
- with or without thermoplastic or metal covers
- single or double locking levers
- low or high construction
- 1 or 2 cable entries

## Type name for insert

IEE — 032 — CM

Series:
- IA series
- IE series
- IEE series
- ID series
- IDD series
- .....

No. of contacts:
- 003
- 004
- 007
- 008
- 010
- .....

Termination method/Gender:
- M = Screw/Male
- F = Screw/Female
- CF = Crimp/Female
- CM = Crimp/Male
- SF = Cage-clamp/Female
- .....

## Type name for crimp contacts

CES — 0.5 — F

Series/Surface:
- CCS = CC series/Silver plated
- CDS = CD series/Silver plated
- CDG = CD series/Gold plated
- CES = CE series/Silver plated
- CEG = CE series/Gold plated
- .....

Conductor cross-section:
- 0.14 ... 0.37
- 0.5
- 1.0
- 1.5
- 2.0
- .....

Gender:
- M = Male
- F = Female

## Type name for hoods/housings

Version/Type:
- TE = Top entry/Low construction
- HTE = Top entry/High construction
- SE = Side entry/Low construction
- CTC = Cable to cable/Low construcion
- .....

Cable entry:
- M12
- M20
- M25
- M32
- .....

HB24 — TE — QB — M32

Series/Size:
- HA3 = Standard A series/Size A3
- HA10 = Standard A series/Size A10
- HA16 = Standard A series/Size A16
- HB6 = Standard B series/Size B6
- HB10 = Standard B series/Size B10
- HB16 = Standard B series/Size B16
- HB24 = Standard B series/Size B24
- .....

Locking type:
- DR = Single Locking
- DB = Single Locking
- SL = Single Locking
- QB = Double Locking
- QP = Double Locking
- DL = Double Locking
- CL = Central Locking
- CR = Central Locking





## Thread transformation

At the turn of the Millennium, the old, familiar PG thread was replaced by the metric thread. On 31 December 1999, the DIN 46320 standard for PG thread connections was withdrawn. It was replaced by the European Standard EN 50262 for metric threads – means that with the year 2000, only cable glands with metric connection threads have to be used. The changeover affects not only cable glands, but also all housing systems and appliances into which cables must be inserted. Sizes PG 7 to PG 48 were replaced by metric sizes M 12 to M 63

| Pg | Pg (ϕ) | Metric | Metric (ϕ) |
|---|---|---|---|
| Pg13.5 | 20.4 | M20 | 20 |
| Pg13.5 | 20.4 | M20/M25 | 21 |
| Pg16 | 22.5 | M20/M25 | 22 |
| Pg16 | 22.5 | M20/M25 | 23 |
| Pg21 | 28.3 | M25/M32 | 28 |
| Pg29 | 37 | M32/M40 | 37 |
| Pg36 | 47 | M40/M50 | 47 |

## Cable range of metric glands

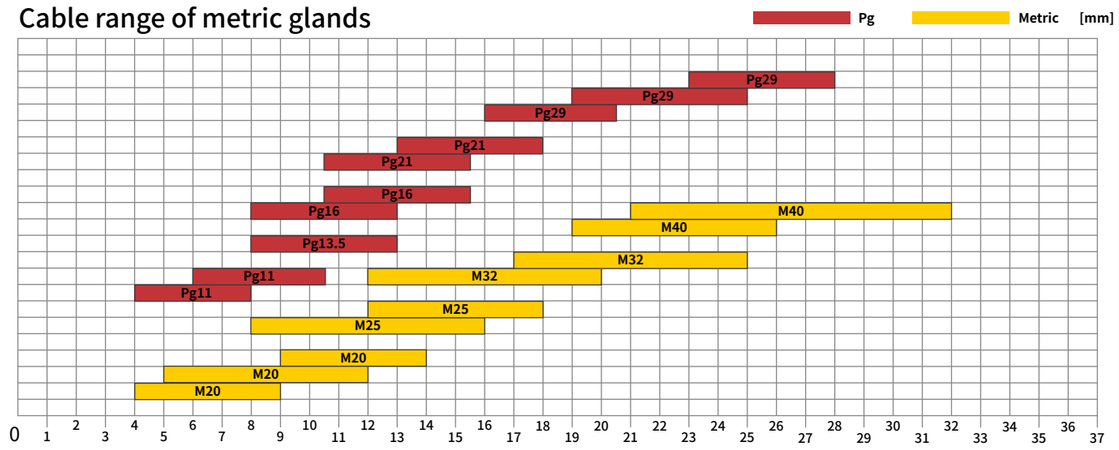


## Conductors and cable diameter

This diagram shows the cable diameters for different gauges and number of conductors. All data is the average for commercial cables.

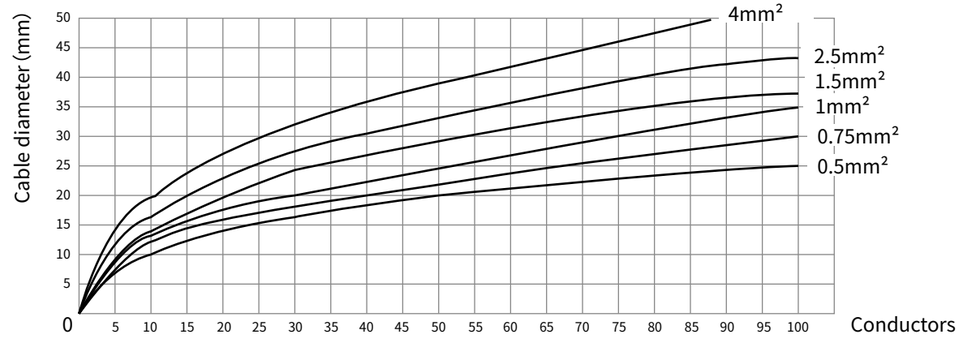

InKonn Sare® Heavy Duty Connectors

Please note the following safety information:

- Never plug or unplug connectors under load or during operation.

- We can only guarantee the technical and electro-technical characteristics promised in this catalogue if all the components were supplied by Inkonn.

The following standards apply in the vicinity of heavy-duty connectors:

- DIN EN 60664-1 or IEC 60664-1: Insulation coordination for equipment within low-voltage systems; principles, requirements and tests (replaces DIN VDE 0110-1)

- DIN EN 61984 or IEC 61984:
Plug-in connectors-safety requirements and tests

- DIN EN 175301-801:
Detail Specification: High-density rectangular plug-in connectors, round removable crimp contacts; (replaces DIN 43652)

- DIN EN 60352 or IEC 60352:
Solderless connections

- DIN EN 60529 or IEC 60529:
Classes of protection provided by enclosures (IP code)

- DIN VDE 0870:
Electromagnetic influence

- DIN EN 60999-1:
Connecting devices, safety requirements for screw terminal connections and screwless terminal connections and screwless terminal connections for electrical copper conductors

- DIN 40050-9:
Road vehicles; classes of protection (IP code)

- UL 1977:
Component connectors for use in data, signal, control and power applications

# Size A03 Inserts & Housings

InKonn Sare® Heavy Duty Connectors
Size A03 Inserts & Housings



Contents | Pages


| | | | |
|---|---|---|---|
| IA-03 | 230/400V | 10A | 01-04 |
| IA-04 | 230/400V | 10A | 01-04 |
| ID-07 | 250V | 10A | 01-06 |
| ID-08 | 50V | 10A | 01-08 |
| IQ-05 | 230/400V | 16A | 01-10 |
| IQ-07 | 400V | 10A | 01-12 |
| IQ-12 | 400V | 10A | 01-14 |


Contents | Pages


| | |
|---|---|
| HA 03 Plastic | 01-15 |
| HA 03 Standard | 01-19 |
| HA 03 Outdoor | 01-23 |

## Features

- Carries currents up to 10A
- No Special tools required
- Suitable for all metal and plastic hoods and housings of the A03

## Technical characteristics

| | | |
|---|---|---|
| Number of contacts | | 3, 4 |
| Rated current | [A] | 10 |
| Rated voltage (conductor-earth) | [V] | 230 |
| Rated voltage (conductor-conductor) | [V] | 400 |
| Rated impulse voltage | [kV] | 4 |
| Pollution degree | | 3 |
| Insulation resistance | [Ω] | ⩾ $10^{10}$ |
| Limiting temperature | [°C ] | -40 ... +125 |
| Material(insert) | | Polycarbonate |
| Color(insert) | | RAL7032(Pebble grey) |
| Material(contact) | | Copper alloy |
| Surface(contact) | | Silver plated |
| Stripping length | [mm] | 2.5 ... 5.5 |
| Tightening torque | [Nm] | 0.25 |
| Mating cycles | | ⩾ 500 |
| Material flammability class acc. to UL94 | | V-0 |
| RoHS | | Compliant |

## Specifications

Compliant:

IEC 60664-1,
IEC 61984

## Derating Diagram

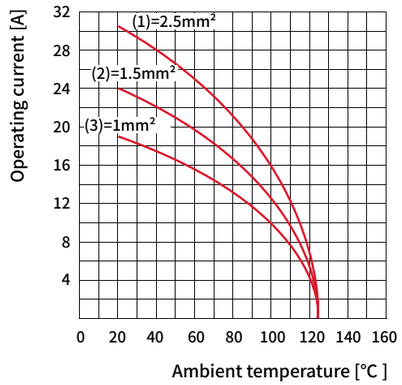


**Number of contacts: 3 + PE, 4 + PE**

| Identification | Conductor Cross-section | Gender | Part No. | Type Name | Dimensions (in mm) |
|---|---|---|---|---|---|
| SCREW termination | 0.75 ... 2.5mm² | Female | 10 30 003 1200 | IA-003-F | Female Male 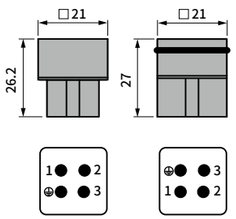  |
| | With NBR Seal | Male | 10 30 003 1100 | IA-003-M | |
| | With FPM Seal | Male | 10 30 003 1101 | IA-003-M/FPM | |
| SCREW termination | 0.75 ... 2.5mm² | Female | 10 30 004 1200 | IA-004-F | Female Male 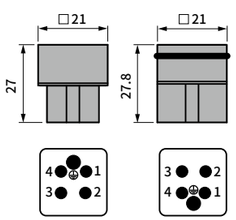  |
| | With NBR Seal | Male | 10 30 004 1100 | IA-004-M | |
| | With FPM Seal | Male | 10 30 004 1101 | IA-004-M/FPM | |
| SPRING termination | 0.14 ... 2.5mm² | Female | 10 30 004 3200 | IA-004-SF | Female Male 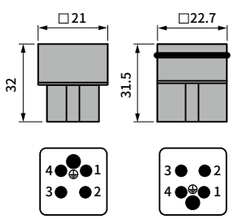  |
| | With NBR Seal | Male | 10 30 004 3100 | IA-004-SM | |
| | With FPM Seal | Male | 10 30 004 3101 | IA-004-SM/FPM | |

Sare® A03

## Features

- Rapid and efficient connection through crimping
- Gold and silver contacts available
- Suitable for thermo- and 1mm FO contacts

## Technical characteristics

| | | |
|---|---|---|
| Number of contacts | | 7 |
| Rated current | [A] | 10 |
| Rated voltage | [V] | 250 |
| Rated impulse voltage | [kV] | 4 |
| Pollution degree | | 3 |
| Insulation resistance | [Ω] | $\geqslant 10^{10}$ |
| Contact resistance | [mΩ] | $\leqslant 3$ |
| Limiting temperature | [°C ] | -40 ... +125 |
| Material(insert) | | Polycarbonate |
| Color(insert) | | RAL7032(Pebble grey) |
| Material(seal) | | NBR/FPM |
| Mating cycles | | $\geqslant 500$ |
| Material flammability class acc. to UL94 | | V-0 |
| RoHS | | Compliant |

## Specifications

Compliant:

IEC 60664-1,
IEC 61984

## Derating Diagram

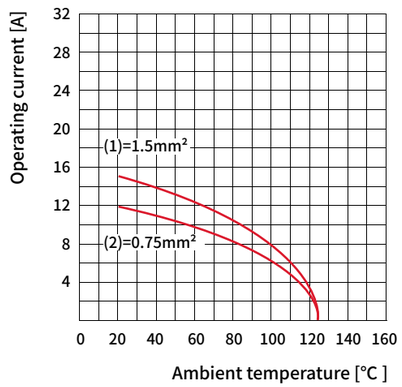


**Number of contacts: 7 + PE**

| Identification | Conductor Cross-section | Gender | Part No. | Type Name | Dimensions (in mm) |
|---|---|---|---|---|---|
| CRIMP termination | 0.14 ... 2.5mm² | Female | 10 31 007 2200 | ID-007-CF | |
| | With NBR Seal | Male | 10 31 007 2100 | ID-007-CM | |
| | With FPM Seal | Male | 10 31 007 2101 | ID-007-CM/FPM | |

To achieve the 250V rating, these Inserts can only be used in PLASTIC housings!

If metal housings are a must for your application, please select the IQ-007 inserts on page 01-11 instead.

Please order CD crimp contacts separately

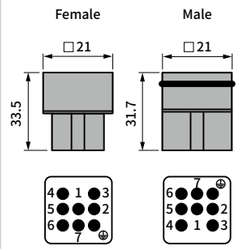

## Features

- Rapid and efficient connection through crimping
- Gold and silver contacts available
- Suitable for metal hoods and housings size A03

## Technical characteristics

| | | |
|---|---|---|
| Number of contacts | | 8 |
| Rated current | [A] | 10 |
| Rated voltage | [V] | 50 |
| Rated impulse voltage | [kV] | 0.8 |
| Pollution degree | | 3 |
| Insulation resistance | [Ω] | ⩾ $10^{10}$ |
| Contact resistance | [mΩ] | ⩽ 3 |
| Limiting temperature | [°C ] | -40 ... +125 |
| Material(insert) | | Polycarbonate |
| Color(insert) | | RAL7032(Pebble grey) |
| Material(contact) | | Copper alloy |
| Material(seal) | | NBR/FPM |
| Mating cycles | | ⩾ 500 |
| Material flammability class acc. to UL94 | | V-0 |
| RoHS | | Compliant |

## Specifications

Compliant:

IEC 60664-1,
IEC 61984

## Derating Diagram

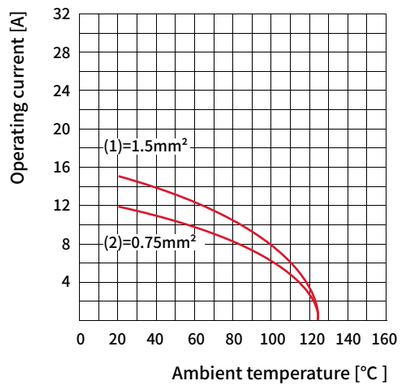


**Number of contacts: 8**

| Identification | Conductor Cross-section | Gender | Part No. | Type Name |
|---|---|---|---|---|
| CRIMP termination | 0.14 ... 2.5mm² | Female | 10 31 008 2200 | ID-008-CF |
| | With NBR Seal | Male | 10 31 008 2100 | ID-008-CM |
| | With FPM Seal | Male | 10 31 008 2101 | ID-008-CM/FPM |

For a more modern alternative, the IQ-012 inserts on page 01-13 can achieve 400V.

Please order CD crimp contacts separately

**Dimensions (in mm)**

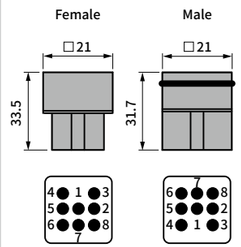

Sare® A03

## Features

- Compact design saves space
- Suitable for Sare® CE crimp contact
- 32 coding options without loss of contacts

## Technical characteristics

| | | |
|---|---|---|
| Number of contacts | | 5 |
| Rated current | [A] | 16 |
| Rated voltage (conductor-earth) | [V] | 230 |
| Rated voltage (conductor-conductor) | [V] | 400 |
| Rated impulse voltage | [kV] | 4 |
| Pollution degree | | 3 |
| Insulation resistance | [Ω] | $\geqslant 10^{10}$ |
| Contact resistance | [mΩ] | ⩽ 1 |
| Limiting temperature | [°C ] | -40 ... +125 |
| Material(insert) | | Polycarbonate |
| Color(insert) | | RAL7032(Pebble grey) |
| Material(contact) | | Copper alloy |
| Material(accessories) | | Polyamide |
| Color(accessories) | | Red |
| Mating cycles | | ⩾ 500 |
| Material flammability class acc. to UL94 | | V-0 |
| RoHS | | Compliant |

## Specifications

Compliant:

IEC 60664-1,
IEC 61984

## Derating Diagram

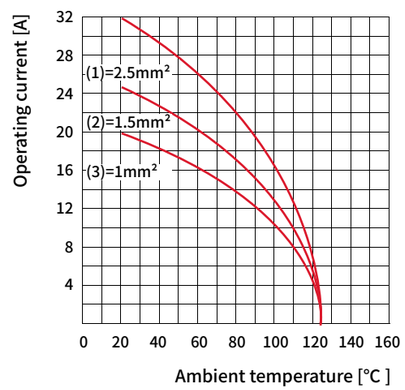


**Number of contacts: 5 + PE**

| Identification | Conductor Cross-section | Gender | Part No. | Type Name | Dimensions (in mm) |
|---|---|---|---|---|---|
| CRIMP termination | 0.14 ... 2.5mm² | Female | 10 36 005 2200 | IQ-005/0-CF | |
| | With NBR Seal | Male | 10 36 005 2100 | IQ-005/0-CM | |
| | With FPM Seal | Male | 10 36 005 2101 | IQ-005/0-CM/FPM | |

Please order CE crimp contacts separately

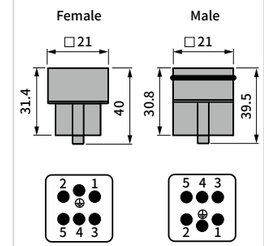

Sare® A03

## Features

- Compact design saves space
- Suitable for Sare® CD crimp contact
- 6 coding options

## Technical characteristics

| | | |
|---|---|---|
| Number of contacts | | 7 |
| Rated current | [A] | 10 |
| Rated voltage | [V] | 400 |
| Rated impulse voltage | [kV] | 6 |
| Pollution degree | | 3 |
| Insulation resistance | [Ω] | ⩾ $10^{10}$ |
| Contact resistance | [mΩ] | ⩽ 3 |
| Limiting temperature | [°C ] | -40 ... +125 |
| Material(insert) | | Polycarbonate |
| Color(insert) | | RAL7032(Pebble grey) |
| Material(contact) | | Copper alloy |
| Material(accessories) | | Thermoplastic |
| Mating cycles | | ⩾ 500 |
| Material flammability class acc. to UL94 | | V-0 |
| RoHS | | Compliant |

## Specifications

Compliant:

IEC 60664-1,
IEC 61984

## Derating Diagram

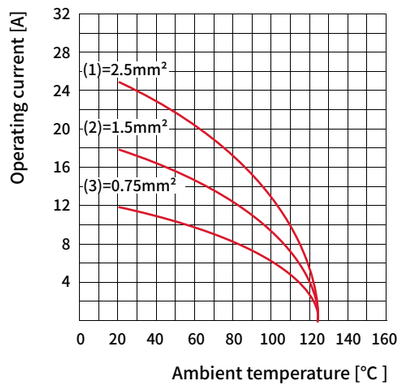


**Number of contacts: 7 + PE**

| Identification | Conductor Cross-section | Gender | Part No. | Type Name | Dimensions (in mm) |
|---|---|---|---|---|---|
| CRIMP termination | 0.14 ... 2.5mm² | Female | 10 36 007 2200 | IQ-007/0-CF | |
| | With NBR Seal | Male | 10 36 007 2100 | IQ-007/0-CM | |
| | With FPM Seal | Male | 10 36 007 2101 | IQ-007/0-CM/FPM | |

Please order CD crimp contacts separately

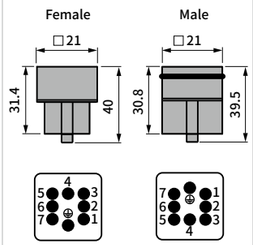

Sare® A03

## Features

- Suitable for Sare® CD crimp contact
- 16 coding options

## Technical characteristics

| | | |
|---|---|---|
| Number of contacts | | 12 |
| Rated current | [A] | 10 |
| Rated voltage | [V] | 400 |
| Rated impulse voltage | [kV] | 6 |
| Pollution degree | | 3 |
| Insulation resistance | [Ω] | ⩾ $10^{10}$ |
| Contact resistance | [mΩ] | ⩽ 3 |
| Limiting temperature | [°C ] | -40 ... +125 |
| Material(insert) | | Polycarbonate |
| Color(insert) | | RAL7032(Pebble grey) |
| Material(contact) | | Copper alloy |
| Material(accessories) | | Thermoplastic |
| Mating cycles | | ⩾ 500 |
| Material flammability class acc. to UL94 | | V-0 |
| RoHS | | Compliant |

## Specifications

Compliant:

IEC 60664-1,
IEC 61984

## Derating Diagram

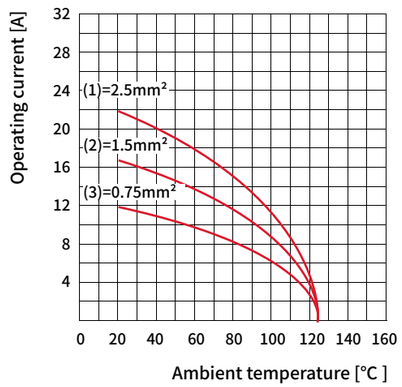


**Number of contacts: 12 + PE**

| Identification | Conductor Cross-section | Gender | Part No. | Type Name |
|---|---|---|---|---|
| CRIMP termination | 0.14 ... 2.5mm² | Female | 10 36 012 2200 | IQ-012/0-CF |
| | With NBR Seal | Male | 10 36 012 2100 | IQ-012/0-CM |
| | With FPM Seal | Male | 10 36 012 2101 | IQ-012/0-CM/FPM |

Please order CD crimp contacts separately

## Dimensions (in mm)

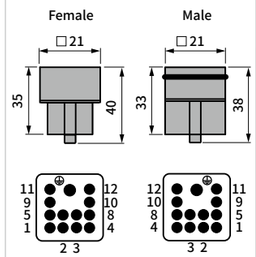

## Single locking

## General technical data

| | |
|---|---|
| Limiting temperature | -40 ... +125 °C |
| Degree of protection acc. to IEC | IP67 |
| Degree of protection acc. to NEMA 250 | 4, 4X, 12 |
| Material(housing) | Polycarbonate |
| Color(housing) | RAL7032(pebble grey), RAL9005(jet black) |
| Material(housing seal) | NBR |
| Material(locking) | Polyamide |
| Color(locking) | RAL 7032(pebble grey), RAL9005(jet black) |
| Material flammability class acc. to UL94 | V-0 |
| RoHS | Compliant |

| Identification | Cable entry | Part No. | Type Name | Dimensions (in mm) |
|---|---|---|---|---|
| Hood, top entry | | | | |
| | Grey | | | 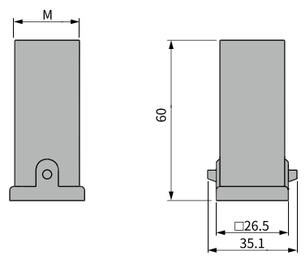 |
| | 1 x M20 | 10 07 003 0001 | HPA03-TE-DB-M20 | |
| | 1 x M25 | 10 07 003 0002 | HPA03-TE-DB-M25 | |
| | Black | | | |
| | 1 x M20 | 10 07 003 0071 | HPA03-TE-DB-M20/BK | |
| | 1 x M25 | 10 07 003 0072 | HPA03-TE-DB-M25/BK | |
| Hood, side entry | | | | |
| | Grey | | | 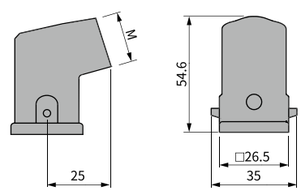 |
| | 1 x M20 | 10 07 003 0101 | HPA03-SE-DB-M20 | |
| | Black | | | |
| | 1 x M20 | 10 07 003 0171 | HPA03-SE-DB-M20/BK | |
| Bulkhead mounted housings, straight | | | | |
| | Grey | 10 07 003 0510 | HPA03-BM-SL | 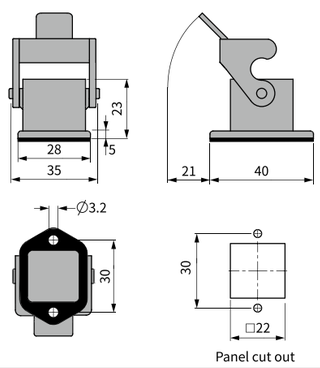 |
| | Black | 10 07 003 0570 | HPA03-BM-SL/BK | |



Housings Plastic
Housing Size A03

Sare® A03

| Identification | Cable entry | Part No. | Type Name | Dimensions (in mm) |
|---|---|---|---|---|
| Bulkhead mounted housings, angled | | | | |
| | Grey | 10 07 003 3510 | HPA03-ABM-SL | 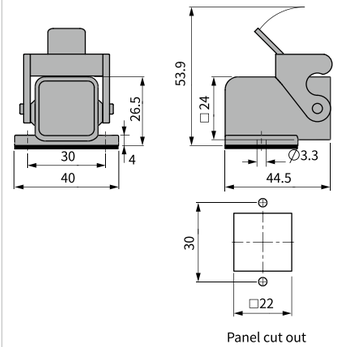 |
| | Black | 10 07 003 3570 | HPA03-ABM-SL/BK | |
| Surface mounted housings, Closed bottom | | | | |
| | Grey | | | 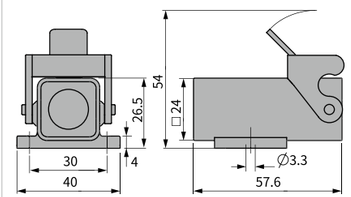 |
| | 1 x M20 | 10 07 003 0611 | HPA03-SM-SL-M20 | |
| | Black | | | |
| | 1 x M20 | 10 07 003 0671 | HPA03-SM-SL-M20/BK | |
| Cable to cable housings | | | | |
| | Grey | | | 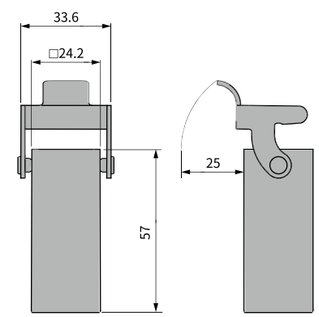 |
| | 1 x M20 | 10 07 003 0411 | HPA03-CTC-SL-M20 | |
| | Black | | | |
| | 1 x M20 | 10 07 003 0471 | HPA03-CTC-SL-M20/BK | |

Housings Plastic
Housing Size A03



| Identification | Cable entry | Part No. | Type Name | Dimensions (in mm) |
|---|---|---|---|---|
| Cover, thermoplastic, for hoods, with fixing cord | Grey For | | | 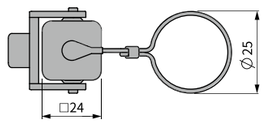  |
| | Female inserts | 10 07 003 0810 | HPA03-PC/F-SL-O | |
| | Male inserts | 10 07 003 0811 | HPA03-PC/M-SL-O | |
| Cover, thermoplastic, for bulkhead mounted, for surface mounted, with fixing cord | Grey For | | | 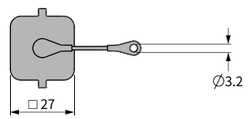  |
| | Female inserts | 10 07 003 0804 | HPA03-PC/F-DB-T | |
| | Male inserts | 10 07 003 0805 | HPA03-PC/M-DB-T | |
| | Black For | | | |
| | Female inserts | 10 07 003 0874 | HPA03-PC/F-DB-T/BK | |
| | Male inserts | 10 07 003 0875 | HPA03-PC/M-DB-T/BK | |
| Cover, thermoplastic, for surface mounted, for cable to cable, with fixing cord | Grey For | | | 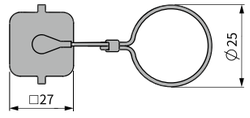  |
| | Female inserts | 10 07 003 0802 | HPA03-PC/F-DB-O | |
| | Male inserts | 10 07 003 0803 | HPA03-PC/M-DB-O | |

| Identification | Cable entry | Part No. | Type Name | Dimensions (in mm) |
|---|---|---|---|---|

Sare® A03

## Single locking

## General technical data

| | |
|---|---|
| Limiting temperature | -40 ... +125 °C |
| Degree of protection acc. to IEC | IP67 |
| Degree of protection acc. to NEMA 250 | 4, 4X, 12 |
| Material(housing) | Zinc die-cast |
| Surface(housing) | Powder-coating |
| Color(housing) | RAL7037(dust grey) |
| Material(housing seal) | NBR |
| Material(locking) | Stainless steel |
| Material flammability class acc. to UL94 | V-0 |
| RoHS | Compliant |

| Identification | Cable entry | Part No. | Type Name | Dimensions (in mm) |
|---|---|---|---|---|
| Hoods, top entry | 1 x M20 | 10 01 003 0001 | HA03-TE-DB-M20 | 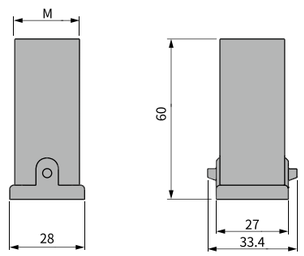  |
| | 1 x M25 | 10 01 003 0002 | HA03-TE-DB-M25 | |
| Hoods, side entry | 1 x M20 | 10 01 003 0101 | HA03-SE-DB-M20 | 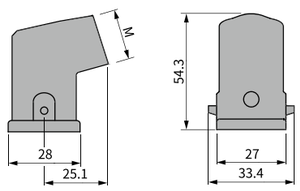  |
| Bulkhead mounted housings, straight | No cover | 10 01 003 0560 | HA03-BM-SL/S | 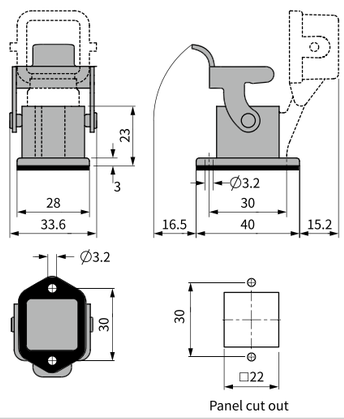  |
| | With metal cover For | | | |
| | Female inserts | 10 01 003 0562 | HA03-BM-MC/F-SL/S | |
| | Male inserts | 10 01 003 0561 | HA03-BM-MC/M-SL/S | |





| Identification | Cable entry | Part No. | Type Name | Dimensions (in mm) |
|---|---|---|---|---|
| Bulkhead mounted housings, angled | | 10 01 003 3560 | HA03-ABM-SL/S | 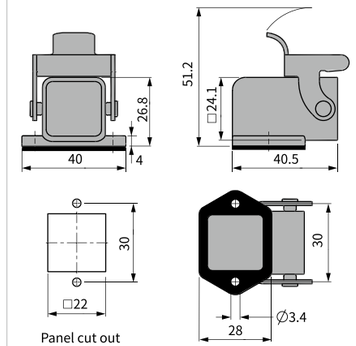  |
| Surface mounted housings | Open bottom | | | 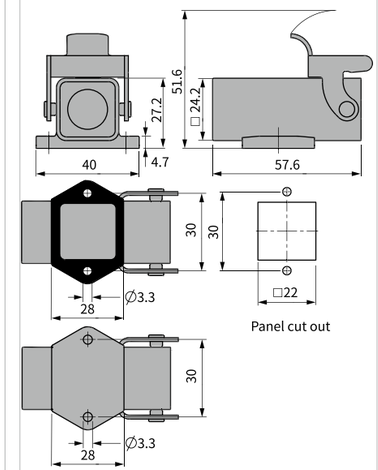  |
| | 1 x M20 | 10 01 003 0661 | HA03-SMO-SL/S-M20 | |
| | Closed bottom | | | |
| | 1 x M20 | 10 01 003 0662 | HA03-SM-SL/S-M20 | |
| Cable to cable housings | 1 x M20 | 10 01 003 0461 | HA03-CTC-SL/S-M20 | 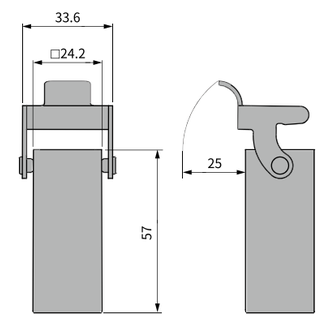  |
| | 1 x M25 | 10 01 003 0462 | HA03-CTC-SL/S-M25 | |

Housings Standard
Housing Size A03


Sare® A03

| Identification | Cable entry | Part No. | Type Name | Dimensions (in mm) |
|---|---|---|---|---|
| Cover, metal, for hoods, with fixing cord | For | | | 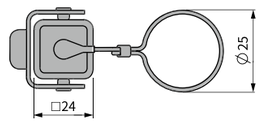  |
| | Female inserts | 10 01 003 0860 | HA03-MC/F-SL/S-O | |
| | Male inserts | 10 01 003 0861 | HA03-MC/M-SL/S-O | |
| Cover, metal, for bulkhead mounted, for surface mounted, with fixing cord | For | | | 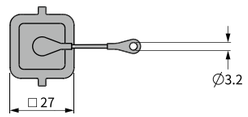  |
| | Female inserts | 10 01 003 0800 | HA03-MC/F-DB-T | |
| | Male inserts | 10 01 003 0801 | HA03-MC/M-DB-T | |
| Cover, metal, for surface mounted, for cable to cable, with fixing cord | For | | | 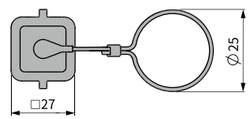  |
| | Female inserts | 10 01 003 0802 | HA03-MC/F-DB-O | |
| | Male inserts | 10 01 003 0803 | HA03-MC/M-DB-O | |

## Single locking

## General technical data

| | |
|---|---|
| Limiting temperature | -40 ... +125 °C |
| Degree of protection acc. to IEC | IP67 |
| Degree of protection acc. to NEMA 250 | 4, 4X, 12 |
| Material(housing) | Zinc die-cast |
| Surface(housing) | Powder-coated |
| Color(housing) | RAL9005(jet black) |
| Material(housing seal) | FPM |
| Material(locking) | Stainless steel |
| Material flammability class acc. to UL94 | V-0 |
| RoHS | Compliant |

| Identification | Cable entry | Part No. | Type Name | Dimensions (in mm) |
|---|---|---|---|---|
| Hoods, top entry | 1 x M20 | 10 02 003 0001 | HMA03-TE-DB-M20 | 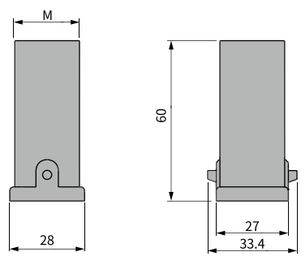  |
| | 1 x M25 | 10 02 003 0002 | HMA03-TE-DB-M25 | |
| Hoods, side entry | 1 x M20 | 10 02 003 0101 | HMA03-SE-DB-M20 | 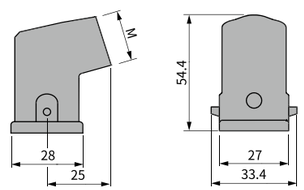  |
| Bulkhead mounted housings, straight | No cover | 10 02 003 0510 | HMA03-BM-SL | 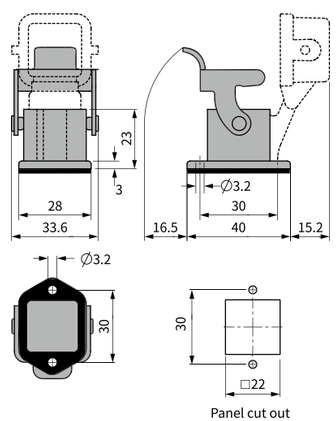  |
| | With metal cover For | | | |
| | Female inserts | 10 02 003 0551 | HMA03-BM-MC/F-SL/S | |
| | Male inserts | 10 02 003 0550 | HMA03-BM-MC/M-SL/S | |





| Identification | Cable entry | Part No. | Type Name | Dimensions (in mm) |
|---|---|---|---|---|
| Bulkhead mounted housings, angled | | 10 02 003 3510 | HMA03-ABM-SL | 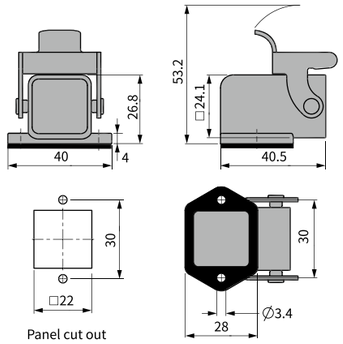  |
| Surface mounted housings | Open bottom<br>1 x M20 | 10 02 003 0611 | HMA03-SMO-SL/S-M20 | 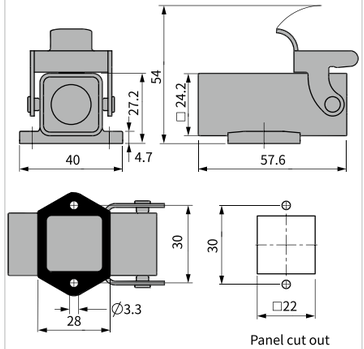  |
| Cable to cable housings | 1 x M20 | 10 02 003 0411 | HMA03-CTC-SL/S-M20 | 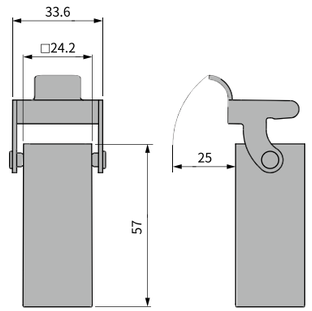  |
| | 1 x M25 | 10 02 003 0412 | HMA03-CTC-SL/S-M25 | |

Housings Outdoor
Housing Size A03


Sare® A03

| Identification | Cable entry | Part No. | Type Name | Dimensions (in mm) |
|---|---|---|---|---|
| Cover, metal, for hoods, with fixing cord | For | | | 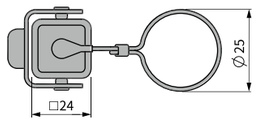  |
| | Female inserts | 10 02 003 0810 | HMA03-MC/F-SL/S-O | |
| | Male inserts | 10 02 003 0811 | HMA03-MC/M-SL/S-O | |
| Cover, metal, for bulkhead mounted, for surface mounted, with fixing cord | For | | | 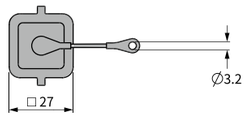  |
| | Female inserts | 10 02 003 0800 | HMA03-MC/F-DB-T | |
| | Male inserts | 10 02 003 0801 | HMA03-MC/M-DB-T | |

# Size A Inserts & Housings



InKonn Sare® Heavy Duty Connectors
Size A Inserts & Housings

Sare® A

Contents | Pages


| | | | |
|---|---|---|---|
| IA-10 | 250V | 16A | 02-04 |
| IA-16 | 250V | 16A | 02-05 |
| IA-32 | 250V | 16A | 02-06 |
| ID-15 | 250V | 10A | 02-08 |
| ID-25 | 250V | 10A | 02-09 |


Contents | Pages


| | |
|---|---|
| HA Standard | 02-11 |

Sare® A

## Features

- Small size
- Available with crimp and screw termination
- Screw termination also available with wire protection

## Technical characteristics

| | | |
|---|---|---|
| Number of contacts | | 10, 16, 32 |
| Rated current | [A] | 16 |
| Rated voltage | [V] | 250 |
| Rated impulse voltage | [kV] | 4 |
| Pollution degree | | 3 |
| Insulation resistance | [Ω] | $\geqslant 10^{10}$ |
| Contact resistance | [mΩ] | $\leqslant 1$ |
| Limiting temperature | [°C ] | -40 ... +125 |
| Material(insert) | | Polycarbonate |
| Color(insert) | | RAL7032(Pebble grey) |
| Material(contact) | | Copper alloy |
| Surface(contact) | | Silver plated |
| Stripping length | [mm] | 7.5 |
| Tightening torque | [Nm] | 0.5 |
| Mating cycles | | $\geqslant 500$ |
| Material flammability class acc. to UL94 | | V-0 |
| RoHS | | Compliant |

## Specifications

Compliant:

IEC 60664-1,
IEC 61984

## Derating Diagram

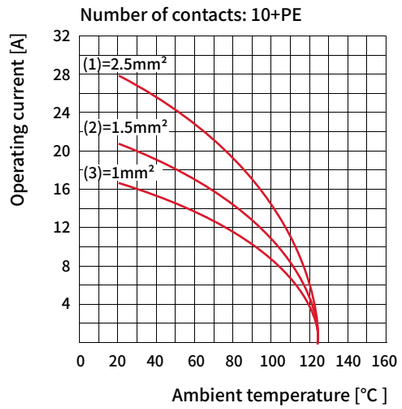


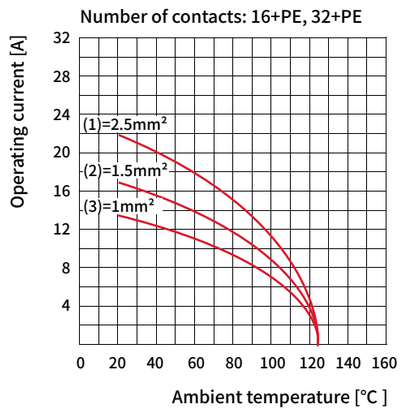


**Number of contacts: 10 + PE**

| Identification | Conductor Cross-section | Gender | Part No. | Type Name | Dimensions (in mm) |
|---|---|---|---|---|---|
| SCREW termination | 0.75 ... 2.5mm² | Female | 10 30 010 1200 | IA-010-F | |
| | | Male | 10 30 010 1100 | IA-010-M | |
| CRIMP termination | 0.14 ... 4mm² | Female | 10 30 010 2200 | IA-010-CF | |
| | | Male | 10 30 010 2100 | IA-010-CM | |



Please order CE crimp contacts separately

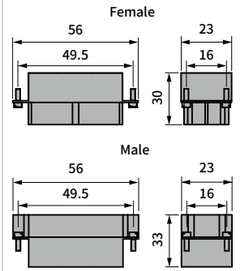


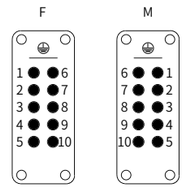


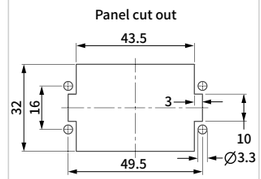


Sare® A

Sare® A

## Number of contacts: 16 + PE

| Identification | Conductor Cross-section | Gender | Part No. | Type Name | Dimensions (in mm) |
|---|---|---|---|---|---|
| SCREW termination | 0.75 ... 2.5mm² | Female | 10 30 016 1200 | IA-016-F | |
| | | Male | 10 30 016 1100 | IA-016-M | |
| CRIMP termination | 0.14 ... 4mm² | Female | 10 30 016 2200 | IA-016-CF | |
| | | Male | 10 30 016 2100 | IA-016-CM | |

Please order CE crimp contacts separately

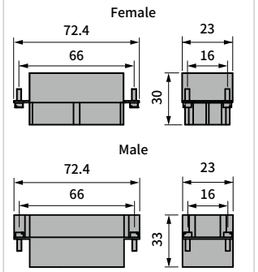


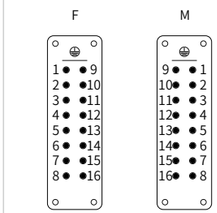


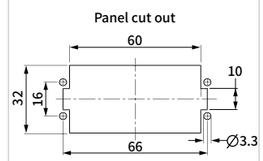


## Number of contacts: 32 + PE

| Identification | Conductor Cross-section | Gender | Part No. | Type Name | Dimensions (in mm) |
|---|---|---|---|---|---|
| SCREW termination | 0.75 ... 2.5mm² | Female | 10 30 032 1200 | IA-032-F(1-16+17-32) | |
| | | Male | 10 30 032 1100 | IA-032-M(1-16+17-32) | |
| CRIMP termination | 0.14 ... 4mm² | Female | 10 30 032 2200 | IA-032-CF(1-16+17-32) | |
| | | Male | 10 30 032 2100 | IA-032-CM(1-16+17-32) | |



Please order CE crimp contacts separately

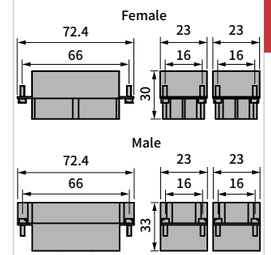


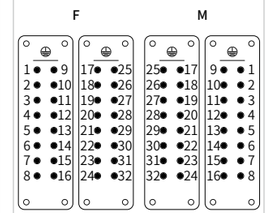


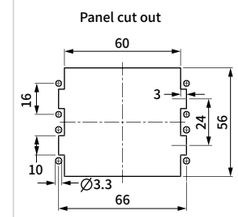


Each article number is a set of x2 inserts

Sare® A

## Features

- High density of contacts
- For requirements up to 250V/10A
- Rapid and efficient connection through crimping

## Technical characteristics

| | | |
|---|---|---|
| Number of contacts | | 15 |
| Rated current | [A] | 10 |
| Rated voltage | [V] | 250 |
| Rated impulse voltage | [kV] | 4 |
| Pollution degree | | 3 |
| Insulation resistance | [Ω] | $\geqslant 10^{10}$ |
| Contact resistance | [mΩ] | $\leqslant 3$ |
| Limiting temperature | [°C ] | -40 ... +125 |
| Material(insert) | | Polycarbonate |
| Color(insert) | | RAL7032(Pebble grey) |
| Material(contact) | | Copper alloy |
| Material(seal) | | NBR |
| Mating cycles | | $\geqslant 500$ |
| Material flammability class acc. to UL94 | | V-0 |
| RoHS | | Compliant |

## Specifications

Compliant:

IEC 60664-1,
IEC 61984

## Derating Diagram

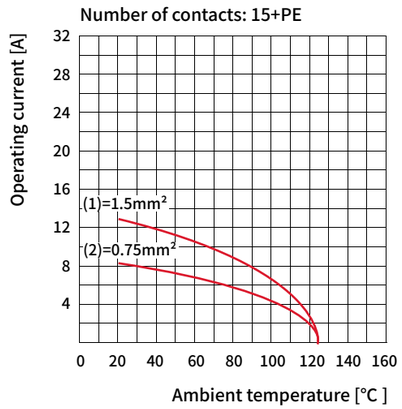


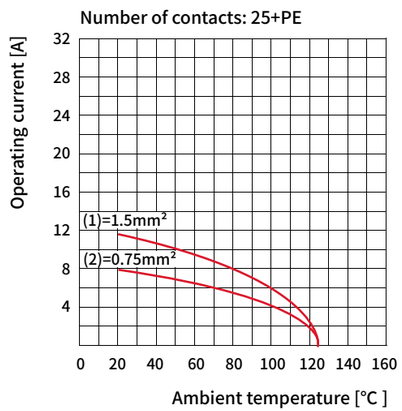


**Number of contacts: 15 + PE**

| Identification | Conductor Cross-section | Gender | Part No. | Type Name |
|---|---|---|---|---|
| CRIMP termination | 0.14 ... 2.5mm² | Female | 10 31 015 2200 | ID-015-CF |
| | | Male | 10 31 015 2100 | ID-015-CM |

Please order CD crimp contacts separately

Dimensions (in mm)

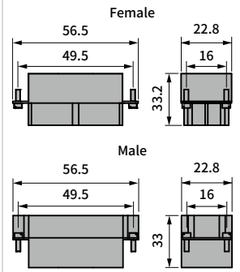


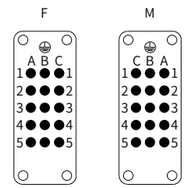


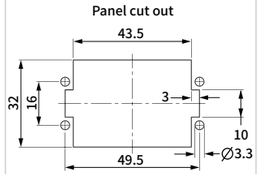

**Number of contacts: 25 + PE**



| Identification | Conductor Cross-section | Gender | Part No. | Type Name | Dimensions (in mm) |
|---|---|---|---|---|---|
| CRIMP termination | 0.14 ... 2.5mm² | Female | 10 31 025 2200 | ID-025-CF | |
| | | Male | 10 31 025 2100 | ID-025-CM | |



Please order CD crimp contacts separately

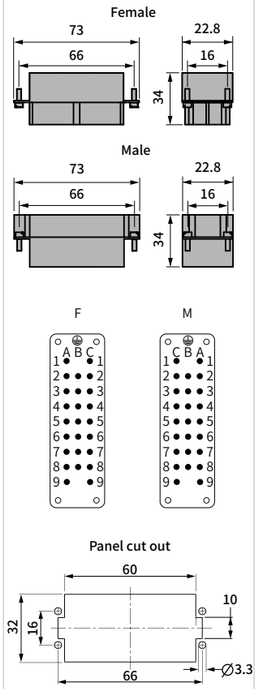

## Single locking



## General technical data

| | |
|---|---|
| Limiting temperature | -40 ... +125 °C |
| Degree of protection acc. to IEC | IP44, IP65 with seal |
| Degree of protection acc. to NEMA 250 | 4, 4X, 12 |
| Material(housing) | Aluminium die-cast |
| Color(housing) | RAL7037(dust grey) |
| Material(housing seal) | NBR |
| Material(locking) | Polycarbonate, Stainless steel |
| Color(locking) | RAL 7037(dust grey) |
| Material flammability class acc. to UL94 | V-0 |
| RoHS | Compliant |

| Identification | Cable entry | Part No. | Type Name | Dimensions (in mm) |
|---|---|---|---|---|
| Hood, top entry low construction | 1 x M20 | 10 01 010 0001 | HA10-TE-DB-M20 | 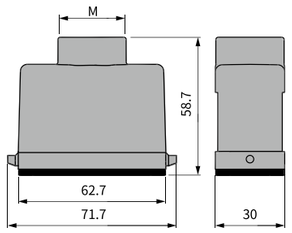  |
| Hood, side entry low construction | 1 x M20 | 10 01 010 0101 | HA10-SE-DB-M20 | 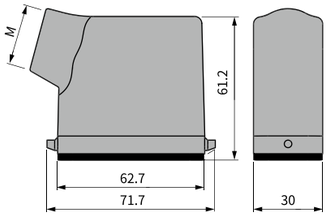  |
| Hood, high construction  | Top entry<br>1 x M25 | 10 01 010 1002 | HA10-HTE-DB-M25 | 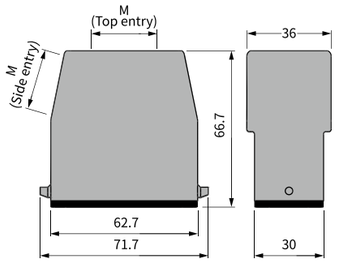  |
| | Side entry<br>1 x M25 | 10 01 010 1102 | HA10-HSE-DB-M25 | |
| | No entries | 10 01 010 1300 | HA10-HNE-DB | |



Housings Standard
Housing Size A10

Sare® A

| Identification | Cable entry | Part No. | Type Name | Dimensions (in mm) |
|---|---|---|---|---|
| Bulkhead mounted housings | No cover | 10 01 010 0510 | HA10-BM-SL | 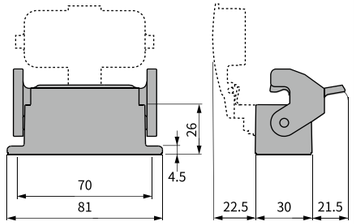  |
| | Plastic cover | 10 01 010 0551 | HA10-BM-PC-SL | 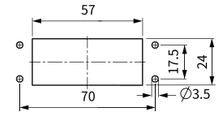  Panel cut out |
| Surface mounted housings, low construction | No cover | | | 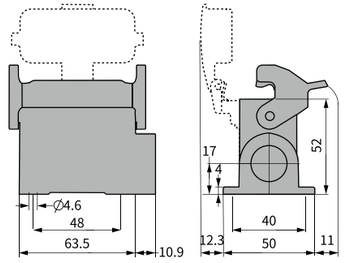  |
| | 1 x M25 | 10 01 010 0612 | HA10-SM-SL-M25 | |
| | 2 x M20 | 10 01 010 0611 | HA10-SM-SL-2M20 | |
| | Plastic cover | | | |
| | 2 x M20 | 10 01 010 0653 | HA10-SM-PC-SL-2M20 | |
| Cable to cable housings, low construction | 1 x M20 | 10 01 010 0401 | HA10-CTC-SL-M20 | 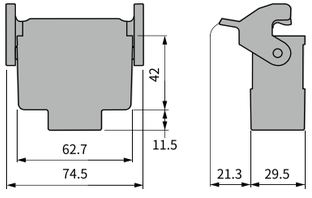  |

Housings Standard
Housing Size A10

Sare® A

| Identification | Cable entry | Part No. | Type Name | Dimensions (in mm) |
|---|---|---|---|---|
| Cover, metal, for hoods, with fixing cord | | 10 01 010 0810 | HA10-MC/C-SL-O | 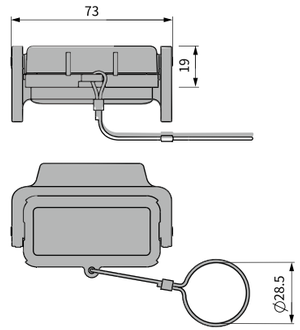  |
| Cover, metal, for bulkhead mounted, for surface mounted, with fixing cord | | 10 01 010 0800 | HA10-MC/B-DP-T | 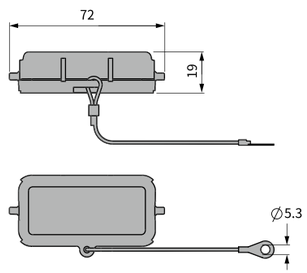  |

| Identification | Cable entry | Part No. | Type Name | Dimensions (in mm) |
|---|---|---|---|---|

Sare® A

## Single locking



## General technical data

| | |
|---|---|
| Limiting temperature | -40 ... +125 °C |
| Degree of protection acc. to IEC | IP44, IP65 with seal |
| Degree of protection acc. to NEMA 250 | 4, 4X, 12 |
| Material(housing) | Aluminium die-cast |
| Color(housing) | RAL7037(dust grey) |
| Material(housing seal) | NBR |
| Material(locking) | Polycarbonate, Stainless steel |
| Color(locking) | RAL 7037(dust grey) |
| Material flammability class acc. to UL94 | V-0 |
| RoHS | Compliant |

| Identification | Cable entry | Part No. | Type Name | Dimensions (in mm) |
|---|---|---|---|---|
| Hood, top entry<br>low construction<br> | 1 x M20 | 10 01 016 0001 | HA16-TE-DB-M20 | 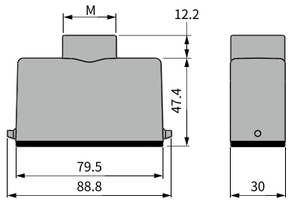 |
| Hood, side entry<br>low construction<br> | 1 x M20 | 10 01 016 0101 | HA16-SE-DB-M20 | 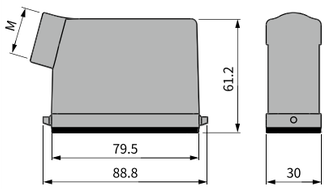 |
| Hood,<br>high construction<br> | Top entry<br>1 x M25<br>Side entry<br>1 x M25<br>No entries | 10 01 016 1002<br>10 01 016 1102<br>10 01 016 1300 | HA16-HTE-DB-M25<br>HA16-HSE-DB-M25<br>HA16-HNE-DB | 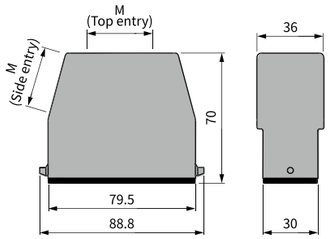 |



Housings Standard
Housing Size A16

Sare® A

| Identification | Cable entry | Part No. | Type Name | Dimensions (in mm) |
|---|---|---|---|---|
| Bulkhead mounted<br>housings<br> | No cover | 10 01 016 0510 | HA16-BM-SL | 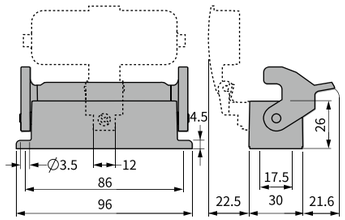 |
| | Plastic cover | 10 01 016 0551 | HA16-BM-PC-SL | 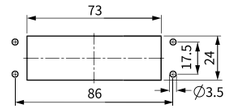 <br>Panel cut out |
| Surface mounted<br>housings,<br>low construction<br> | No cover | | | 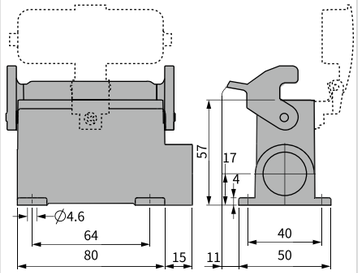 |
| | 1 x M25 | 10 01 016 0612 | HA16-SM-SL-M25 | |
| | 2 x M20 | 10 01 016 0611 | HA16-SM-SL-2M20 | |
| | 2 x M25 | 10 01 016 0610 | HA16-SM-SL-2M25 | |
| | Plastic cover<br>2 x M20 | 10 01 016 0651 | HA16-SM-PC-SL-2M20 | |

Housings Standard
Housing Size A16

Sare® A

| Identification | Cable entry | Part No. | Type Name | Dimensions (in mm) |
|---|---|---|---|---|
| Cover, metal, for hoods, with fixing cord | | 10 01 016 0810 | HA16-MC/C-SL-O | 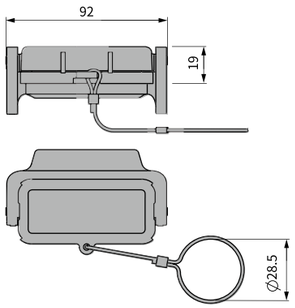  |
| Cover, metal, for bulkhead mounted, for surface mounted, with fixing cord | | 10 01 016 0800 | HA16-MC/B-DP-T | 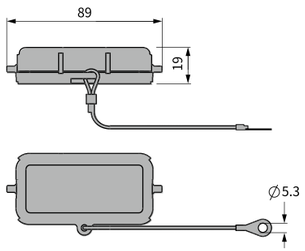  |

| Identification | Cable entry | Part No. | Type Name | Dimensions (in mm) |
|---|---|---|---|---|

Sare® A

## Double locking



## General technical data

| | |
|---|---|
| Limiting temperature | -40 ... +125 °C |
| Degree of protection acc. to IEC | IP44, IP65 with seal |
| Degree of protection acc. to NEMA 250 | 4, 4X, 12 |
| Material(housing) | Aluminium die-cast |
| Color(housing) | RAL7037(dust grey) |
| Material(housing seal) | NBR |
| Material(locking) | Polycarbonate, Stainless steel |
| Color(locking) | RAL 7037(dust grey) |
| Material flammability class acc. to UL94 | V-0 |
| RoHS | Compliant |

| Identification | Cable entry | Part No. | Type Name | Dimensions (in mm) |
|---|---|---|---|---|
| Hood, side entry low construction | 1 x M25 | 10 01 032 0142 | HA32-SE-QB-M25 | 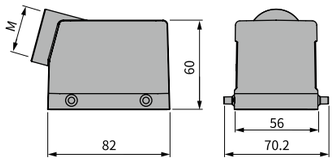  |
| Hood, high construction  | Top entry<br>1 x M25<br>1 x M32<br>Side entry<br>1 x M32 | <br>10 01 032 1042<br>10 01 032 1043<br><br>10 01 032 1143 | <br>HA32-HTE-QB-M25<br>HA32-HTE-QB-M32<br><br>HA32-HSE-QB-M32 | 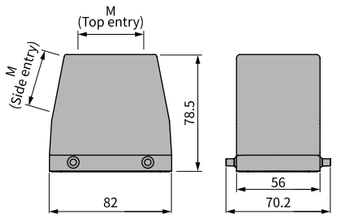  |







| Identification | Cable entry | Part No. | Type Name | Dimensions (in mm) |
|---|---|---|---|---|
| Bulkhead mounted housings | | 10 01 032 0520 | HA32-BM-DL | 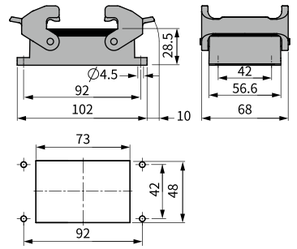  Panel cut out |
| Surface mounted housings, high construction | 1 x M25<br>1 x M32<br>2 x M32 | 10 01 032 1622<br>10 01 032 1623<br>10 01 032 1624 | HA32-HSM-DL-M25<br>HA32-HSM-DL-M32<br>HA32-HSM-DL-2M32 | 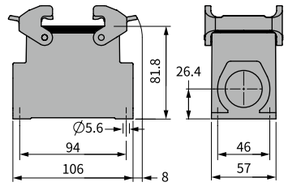  |

Housings Standard
Housing Size A32



| Identification | Cable entry | Part No. | Type Name | Dimensions (in mm) |
|---|---|---|---|---|
| Cover, metal, for hoods | | 10 01 032 0810 | HA32-MC/C-QC | 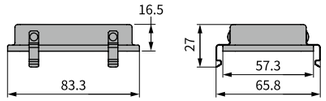  |
| Cover, for bulkhead mounted, for surface mounted | Metal | 10 01 032 0840 | HA32-MC/B-QP | 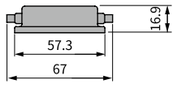  |
| | PC | 10 01 032 0800 | HA32-PC/B-QB | 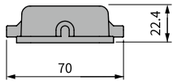  |
| Cover, thermoplastic, for bulkhead mounted, for surface mounted, with fixing cord | | 10 01 032 0831 | HA32-PC/B-QB-T | 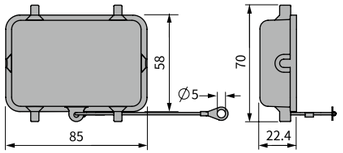  |

Sare® A

| Identification | Cable entry | Part No. | Type Name | Dimensions (in mm) |
|---|---|---|---|---|

Housings Standard
Housing Size A32



## Reversed double locking

## General technical data

| | |
|---|---|
| Limiting temperature | -40 ... +125 °C |
| Degree of protection acc. to IEC | IP44, IP65 with seal |
| Degree of protection acc. to NEMA 250 | 4, 4X, 12 |
| Material(housing) | Aluminium die-cast |
| Color(housing) | RAL7037(dust grey) |
| Material(housing seal) | NBR |
| Material(locking) | Polycarbonate, Stainless steel |
| Color(locking) | RAL 7037(dust grey) |
| Material flammability class acc. to UL94 | V-0 |
| RoHS | Compliant |

| Identification | Cable entry | Part No. | Type Name | Dimensions (in mm) |
|---|---|---|---|---|
| Hood, side entry low construction | 1 x M25 | 10 01 032 0122 | HA32-SE-DL-M25 | 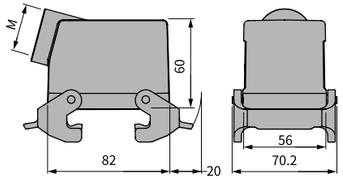  |
| Hood, high construction | Top entry 1 x M32 | 10 01 032 1023 | HA32-HTE-DL-M32 | 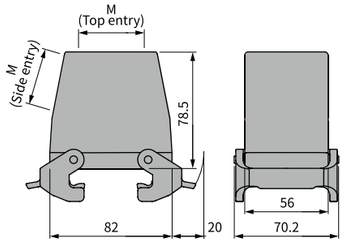  |
| | Side entry 1 x M32 | 10 01 032 1123 | HA32-HSE-DL-M32 | |

| Identification | Cable entry | Part No. | Type Name | Dimensions (in mm) |
|---|---|---|---|---|
| Bulkhead mounted housings | Plastic cover | 10 01 032 0540 | HA32-BM-PC-QP | 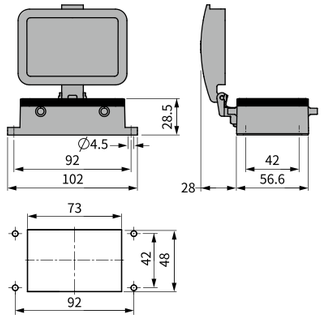  Panel cut out |
| Surface mounted housings, high construction | Plastic cover 1 x M25 | 10 01 032 1642 | HA32-HSM-PC-QP-M25 | 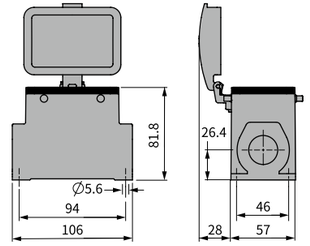  |

# Size B Inserts & Housings

InKonn Sare® Heavy Duty Connectors
Size B Inserts & Housings



## Contents


| Contents | | | Pages |
|---|---|---|---|
| ID | 250V | 10A | 03-04 |
| IDD | 250V | 10A | 03-07 |
| IE | 500V | 16A | 03-15 |
| IEE | 500V | 16A | 03-23 |
| IEEE | 500V | 16A | 03-31 |
| ISB | 400/690V | 35A | 03-35 |
| IK | 230 - 830V | 16 - 80A | 03-39 |
| Modular | 50 - 1000V | 4 - 200A | 03-53 |


## Contents


| Contents | Pages |
|---|---|
| HB Standard | 03-111 |
| HB Outdoor | 03-161 |
| HB EMC | 03-183 |

Sare® B

## Features

- High density of contacts
- For requiremenrs up to 250 V/ 10 A
- Rapid and efficient connection through crimping

## Technical characteristics

| | | |
|---|---|---|
| Number of contacts | | 40, 64 |
| Rated current | [A] | 10 |
| Rated voltage | [V] | 250 |
| Rated impulse voltage | [kV] | 4 |
| Pollution degree | | 3 |
| Insulation resistance | [Ω] | $\geqslant 10^{10}$ |
| Contact resistance | [mΩ] | $\leqslant 3$ |
| Limiting temperature | [°C ] | -40 ... +125 |
| Material(insert) | | Polycarbonate |
| Color(insert) | | RAL7032(Pebble grey) |
| Material(seal) | | NBR |
| Material(contact) | | Copper alloy |
| Mating cycles | | ⩾ 500 |
| Material flammability class acc. to UL94 | | V-0 |
| RoHS | | Compliant |

## Specifications

Compliant:

IEC 60664-1, IEC 61984

## Derating Diagram

Number of contacts: 40

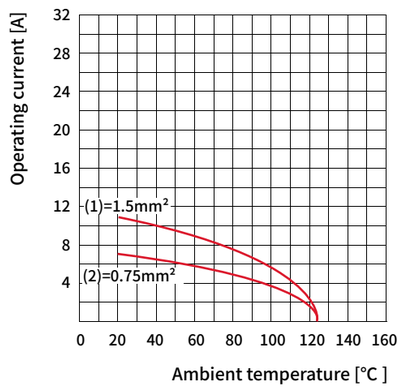


Number of contacts: 64

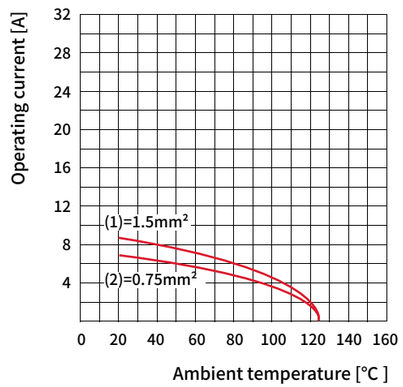


**Number of contacts: 40 + PE**

| Identification | Conductor Cross-section | Gender | Part No. | Type Name |
|---|---|---|---|---|
| CRIMP termination | 0.14 ... 2.5mm² | Female | 10 31 040 2200 | ID-040-CF |
| | | Male | 10 31 040 2100 | ID-040-CM |

Please order CD crimp contacts separately

### Dimensions (in mm)

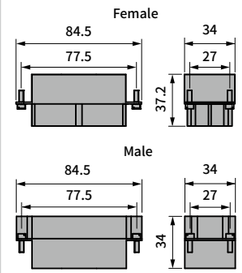





Panel cut out

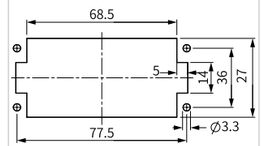

**Number of contacts: 64 + PE**



| Identification | Conductor Cross-section | Gender | Part No. | Type Name | Dimensions (in mm) |
|---|---|---|---|---|---|
| CRIMP termination | 0.14 ... 2.5mm² | Female | 10 31 064 2200 | ID-064-CF | |
| | | Male | 10 31 064 2100 | ID-064-CM | |

Please order CD crimp contacts separately

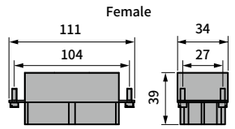


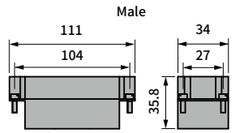


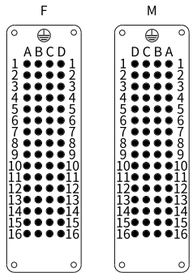


Panel cut out

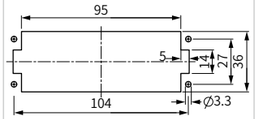

Sare® B

## Features

- High density of contacts
- For requiremenrs up to 250 V/ 10 A
- Time saving by use of crimping contacts

## Technical characteristics

| | | |
|---|---|---|
| Number of contacts | | 24, 42, 72, 108, 144, 216 |
| Rated current | [A] | 10 |
| Rated voltage | [V] | 250 |
| Rated impulse voltage | [kV] | 4 |
| Pollution degree | | 3 |
| Insulation resistance | [Ω] | ⩾ $10^{10}$ |
| Contact resistance | [mΩ] | ⩽ 3 |
| Limiting temperature | [°C ] | -40 ... +125 |
| Material(insert) | | Polycarbonate |
| Color(insert) | | RAL7032(Pebble grey) |
| Mating cycles | | ⩾ 500 |
| Material flammability class acc. to UL94 | | V-0 |
| RoHS | | Compliant |

## Specifications

Compliant:

IEC 60664-1, IEC 61984

## Derating Diagramm

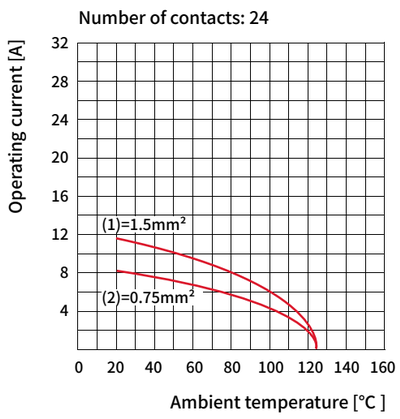


## Derating Diagram

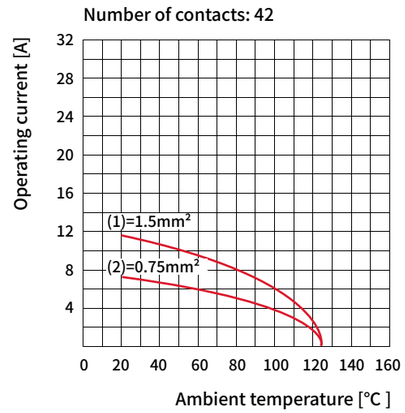


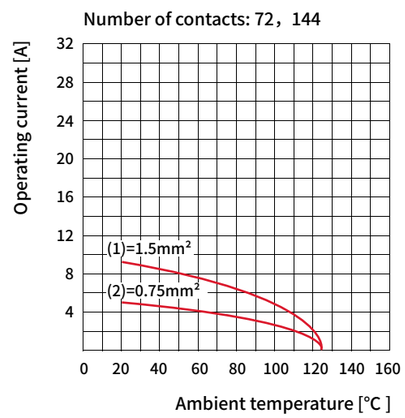


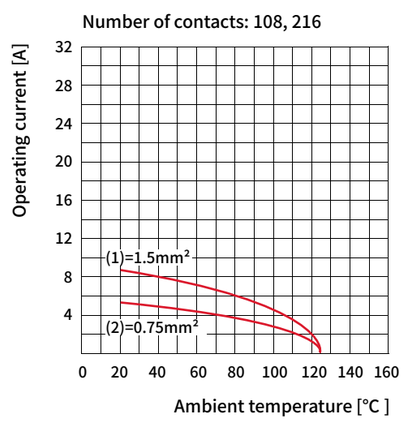


**Number of contacts: 24 + PE**

| Identification | Conductor Cross-section | Gender | Part No. | Type Name | Dimensions (in mm) |
|---|---|---|---|---|---|
| CRIMP termination | 0.14 ... 2.5mm² | Female | 10 31 024 2200 | IDD-024-CF | 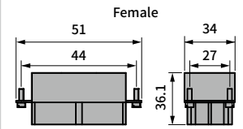 |
| | | Male | 10 31 024 2100 | IDD-024-CM | 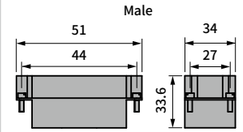 |

Please order CD crimp contacts separately

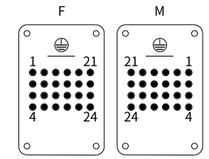


Panel cut out

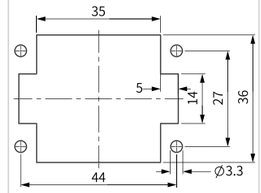

## Number of contacts: 42 + PE

Sare® B

| Identification | Conductor Cross-section | Gender | Part No. | Type Name | Dimensions (in mm) |
|---|---|---|---|---|---|
| CRIMP termination | 0.14 ... 2.5mm² | Female | 10 31 042 2200 | IDD-042-CF | |
| | | Male | 10 31 042 2100 | IDD-042-CM | |

Please order CD crimp contacts separately

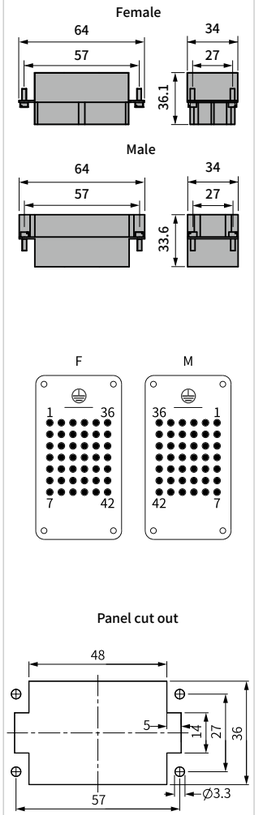




## Number of contacts: 72 + PE

Sare® B

| Identification | Conductor Cross-section | Gender | Part No. | Type Name | Dimensions (in mm) |
|---|---|---|---|---|---|
| CRIMP termination | 0.14 ... 2.5mm² | Female | 10 31 072 2200 | IDD-072-CF | |
| | | Male | 10 31 072 2100 | IDD-072-CM | |

Please order CD crimp contacts separately

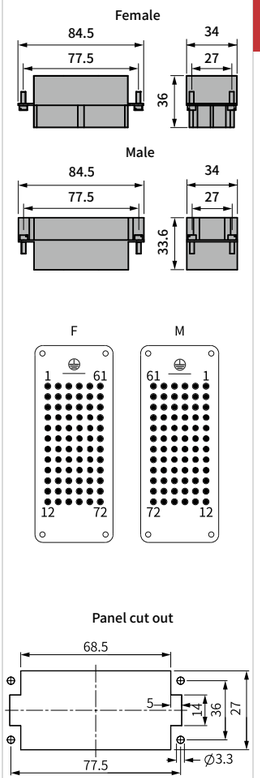

## Number of contacts: 108 + PE

Sare® B

| Identification | Conductor Cross-section | Gender | Part No. | Type Name | Dimensions (in mm) |
|---|---|---|---|---|---|
| CRIMP termination | 0.14 ... 2.5mm² | Female | 10 31 108 2200 | IDD-108-CF | |
| | | Male | 10 31 108 2100 | IDD-108-CM | |

Please order CD crimp contacts separately

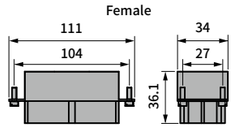


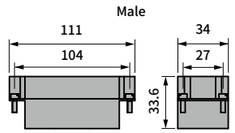


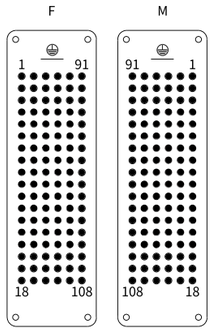


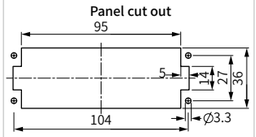




## Number of contacts: 144 + PE

Sare® B

| Identification | Conductor Cross-section | Gender | Part No. | Type Name | Dimensions (in mm) |
|---|---|---|---|---|---|
| CRIMP termination | 0.14 ... 2.5mm² | Female | 10 31 144 2200 | IDD-144-CF(1-72+73-144) | |
| | | Male | 10 31 144 2100 | IDD-144-CM(1-72+73-144) | |

Please order CD crimp contacts separately

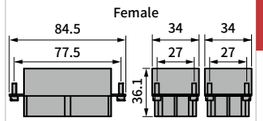


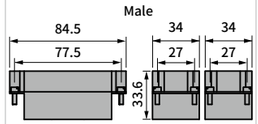


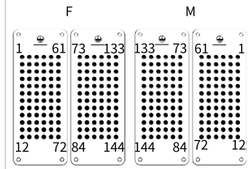


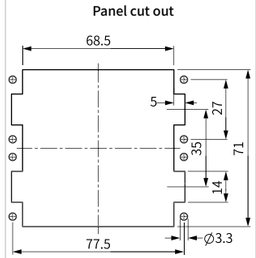


Each article number is a set of x2 inserts.

**Number of contacts: 216 + PE**

| Identification | Conductor Cross-section | Gender | Part No. | Type Name | Dimensions (in mm) |
|---|---|---|---|---|---|
| CRIMP termination | 0.14 ... 2.5mm² | Female | 10 31 216 2200 | IDD-216-CF(1-108+109-216) | |
| | | Male | 10 31 216 2100 | IDD-216-CM(1-108+109-216) | |

Please order CD crimp contacts separately

Female

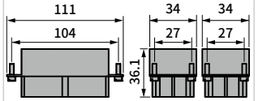


Male

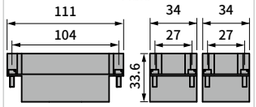


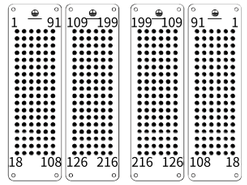


Panel cut out

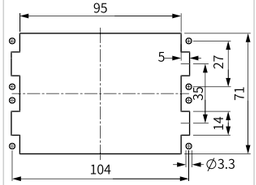


Each article number is a set of x2 inserts.

Sare® B

## Features

- Covers a wide range of conductor cross-sections
- Screw termination with wire protection
- Carries currents up to 16 A
- Rapid and efficient connection without tools
- Vibration-proved

## Technical characteristics

| | | |
|---|---|---|
| Number of contacts | | 6, 10, 16, 24, 32, 48 |
| Rated current | [A] | 16 |
| Rated voltage | [V] | 500 |
| Rated impulse voltage | [kV] | 6 |
| Pollution degree | | 3 |
| Insulation resistance | [Ω] | ⩾ $10^{10}$ |
| Contact resistance | [mΩ] | ⩽ 1 |
| Limiting temperature | [°C ] | -40 ... +125 |
| Material(insert) | | Polycarbonate |
| Color(insert) | | RAL7032(Pebble grey) |
| Mating cycles | | ⩾ 500 |
| Material flammability class acc. to UL94 | | V-0 |
| RoHS | | Compliant |

## Specifications

Compliant:

IEC 60664-1, IEC 61984

## Derating Diagramm

Number of contacts: 6

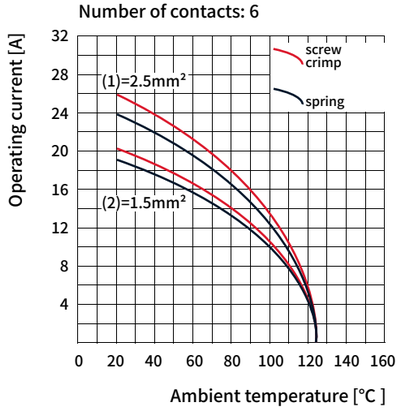


## Derating Diagram

Number of contacts: 10

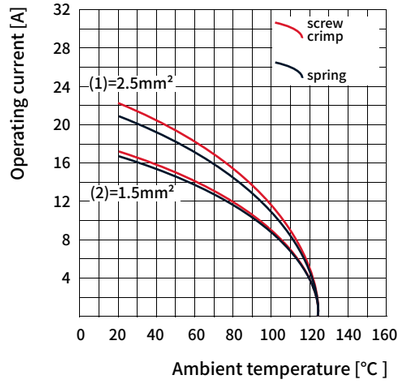


Number of contacts: 16,32

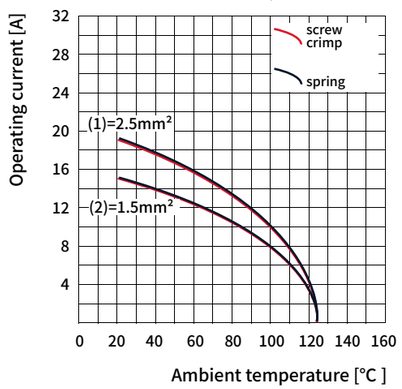


Number of contacts: 24,48

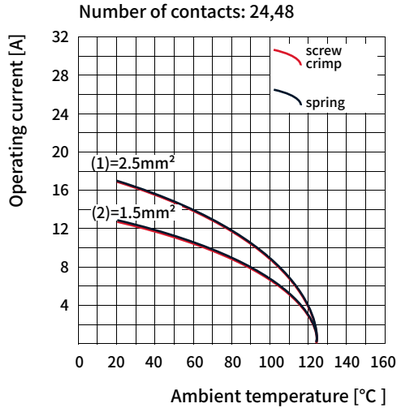


**Number of contacts: 6 + PE**

| Identification | Conductor Cross-section | Gender | Part No. | Type Name |
|---|---|---|---|---|
| SCREW termination | 0.75 ... 2.5 mm² | Female | 10 32 006 1200 | IE-006-F |
| | | Male | 10 32 006 1100 | IE-006-M |
| CRIMP termination | 0.14 ... 4 mm² | Female | 10 32 006 2200 | IE-006-CF |
| | | Male | 10 32 006 2100 | IE-006-CM |
| SPRING termination | 0.14 ... 2.5 mm² | Female | 10 32 006 3200 | IE-006-SF |
| | | Male | 10 32 006 3100 | IE-006-SM |

Please order CE crimp contacts separately

### Dimensions (in mm)

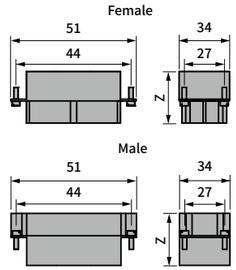


Z

| | F | M |
|---|---|---|
| Screw | 32.4 | 34.6 |
| Crimp | 35.5 | 33.3 |
| Spring | 35.4 | 33.3 |

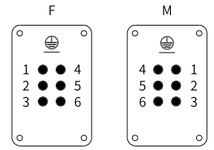


Panel cut out

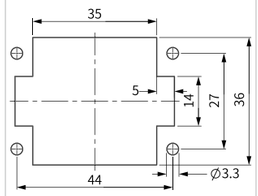

## Number of contacts: 10 + PE

| Identification | Conductor Cross-section | Gender | Part No. | Type Name |
|---|---|---|---|---|
| SCREW termination | 0.75 ... 2.5 mm² | Female | 10 32 010 1200 | IE-010-F |
| | | Male | 10 32 010 1100 | IE-010-M |
| CRIMP termination | 0.14 ... 4 mm² | Female | 10 32 010 2200 | IE-010-CF |
| | | Male | 10 32 010 2100 | IE-010-CM |
| SPRING termination | 0.14 ... 2.5 mm² | Female | 10 32 010 3200 | IE-010-SF |
| | | Male | 10 32 010 3100 | IE-010-SM |

Please order CE crimp contacts separately

Dimensions (in mm)

Female

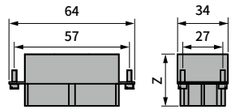


Male

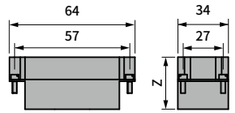


Z

| | F | M |
|---|---|---|
| Screw | 32.4 | 34.6 |
| Crimp | 35.5 | 33.3 |
| Spring | 33.4 | 35.2 |

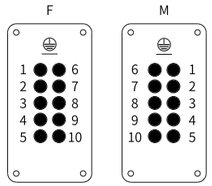


Panel cut out

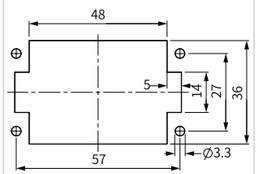




## Number of contacts: 16 + PE

| Identification | Conductor Cross-section | Gender | Part No. | Type Name |
|---|---|---|---|---|
| SCREW termination | 0.75 ... 2.5 mm² | Female | 10 32 016 1200 | IE-016-F |
| | | Male | 10 32 016 1100 | IE-016-M |
| CRIMP termination | 0.14 ... 4 mm² | Female | 10 32 016 2200 | IE-016-CF |
| | | Male | 10 32 016 2100 | IE-016-CM |
| SPRING termination | 0.14 ... 2.5 mm² | Female | 10 32 016 3200 | IE-016-SF |
| | | Male | 10 32 016 3100 | IE-016-SM |

Please order CE crimp contacts separately

Dimensions (in mm)

Female

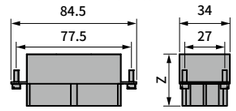


Male

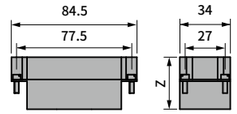


Z

| | F | M |
|---|---|---|
| Screw | 34.6 | 32.4 |
| Crimp | 35.5 | 33.3 |
| Spring | 35.5 | 33.5 |




Panel cut out

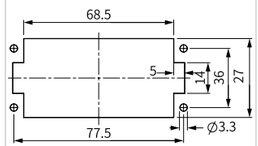

Sare® B

## Number of contacts: 24 + PE

| Identification | Conductor Cross-section | Gender | Part No. | Type Name |
|---|---|---|---|---|
| SCREW termination | 0.75 ... 2.5 mm² | Female | 10 32 024 1200 | IE-024-F |
| | | Male | 10 32 024 1100 | IE-024-M |
| CRIMP termination | 0.14 ... 4 mm² | Female | 10 32 024 2200 | IE-024-CF |
| | | Male | 10 32 024 2100 | IE-024-CM |
| SPRING termination | 0.14 ... 2.5 mm² | Female | 10 32 024 3200 | IE-024-SF |
| | | Male | 10 32 024 3100 | IE-024-SM |

Please order CE crimp contacts separately

### Dimensions (in mm)

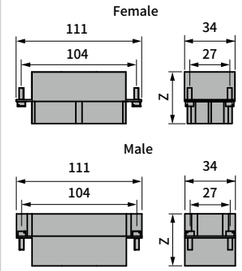


Z

| | F | M |
|---|---|---|
| Screw | 34.6 | 32.4 |
| Crimp | 35.5 | 33.3 |
| Spring | 35.5 | 33.5 |




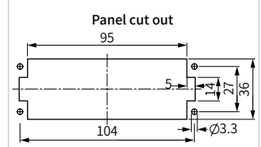




Sare® B

## Number of contacts: 32 + PE

| Identification | Conductor Cross-section | Gender | Part No. | Type Name |
|---|---|---|---|---|
| SCREW termination | 0.75 ... 2.5 mm² | Female | 10 32 032 1200 | IE-032-F(1-16+17-32) |
| | | Male | 10 32 032 1100 | IE-032-M(1-16+17-32) |
| CRIMP termination | 0.14 ... 4 mm² | Female | 10 32 032 2210 | IE-032-CF(1-16+17-32) |
| | | Male | 10 32 032 2110 | IE-032-CM(1-16+17-32) |
| SPRING termination | 0.14 ... 2.5 mm² | Female | 10 32 032 3200 | IE-032-SF(1-16+17-32) |
| | | Male | 10 32 032 3100 | IE-032-SM(1-16+17-32) |

Please order CE crimp contacts separately

### Dimensions (in mm)

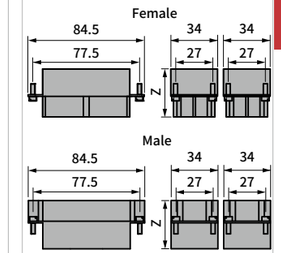


Z

| | F | M |
|---|---|---|
| Screw | 34.6 | 32.4 |
| Crimp | 35.5 | 33.3 |
| Spring | 35.5 | 33.5 |

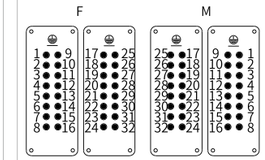


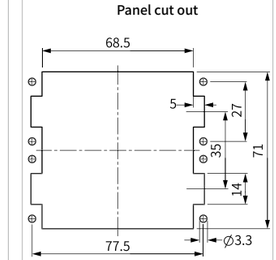


Each article number is a set of x2 inserts.

**Number of contacts: 48 + PE**



| Identification | Conductor Cross-section | Gender | Part No. | Type Name |
|---|---|---|---|---|
| SCREW termination | 0.75 ... 2.5 mm² | Female | 10 32 048 1200 | IE-048-F(1-24+25-48) |
| | | Male | 10 32 048 1100 | IE-048-M(1-24+25-48) |
| CRIMP termination | 0.14 ... 4 mm² | Female | 10 32 048 2200 | IE-048-CF(1-24+25-48) |
| | | Male | 10 32 048 2100 | IE-048-CM(1-24+25-48) |
| SPRING termination | 0.14 ... 2.5 mm² | Female | 10 32 048 3200 | IE-048-SF(1-24+25-48) |
| | | Male | 10 32 048 3100 | IE-048-SM(1-24+25-48) |

Please order CE crimp contacts separately

**Dimensions (in mm)**

Female

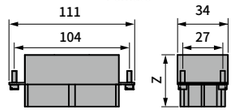


Male

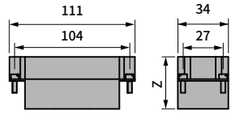


Z

| | F | M |
|---|---|---|
| Screw | 34.6 | 32.4 |
| Crimp | 35.5 | 33.3 |
| Spring | 35.5 | 33.5 |

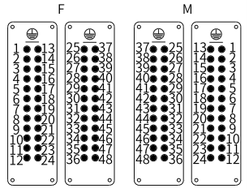


Panel cut out

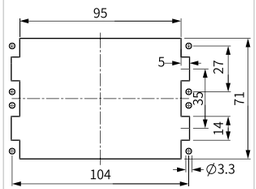


Each article number is a set of x2 inserts.

Sare® B

## Features

- High density of contacts
- Coding function through coding pin
- Various combination of contacts

## Technical characteristics

| | | |
|---|---|---|
| Number of contacts | | 10, 18, 32, 46, 64, 92 |
| Rated current | [A] | 16 |
| Rated voltage | [V] | 500 |
| Rated impulse voltage | [kV] | 6 |
| Pollution degree | | 3 |
| Insulation resistance | [Ω] | ⩾ $10^{10}$ |
| Limiting temperature | [°C ] | -40 ... +125 |
| Material(insert) | | Polycarbonate |
| Color(insert) | | RAL7032(Pebble grey) |
| Mating cycles | | ⩾ 500 |
| Material flammability class acc. to UL94 | | V-0 |
| RoHS | | Compliant |

## Specifications

Compliant:

IEC 60664-1, IEC 61984

## Derating Diagramm

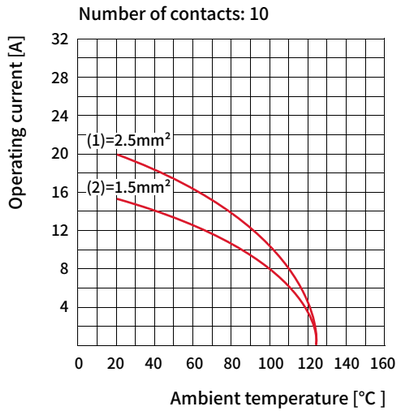


## Derating Diagram

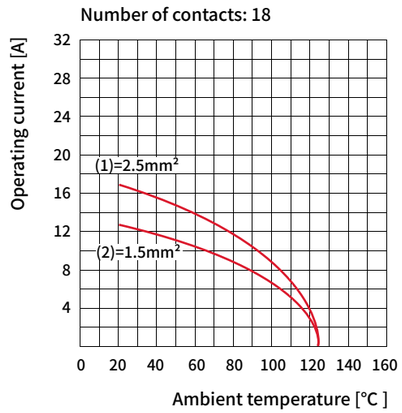


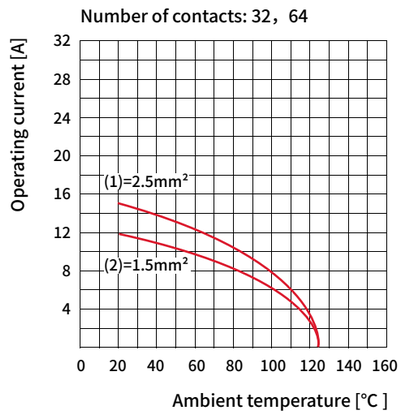


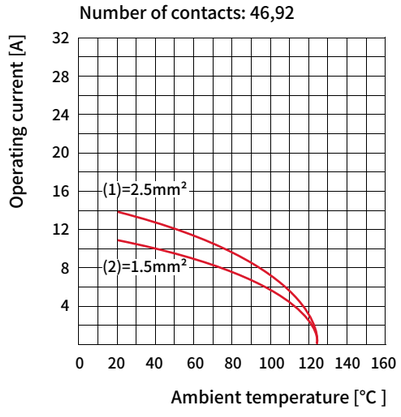


**Number of contacts: 10 + PE**

| Identification | Conductor Cross-section | Gender | Part No. | Type Name |
|---|---|---|---|---|
| CRIMP termination  | 0.14 ... 4mm² | Female | 10 32 010 2210 | IEE-010-CF |
| | | Male | 10 32 010 2110 | IEE-010-CM |

Please order CE crimp contacts separately

Dimensions (in mm)

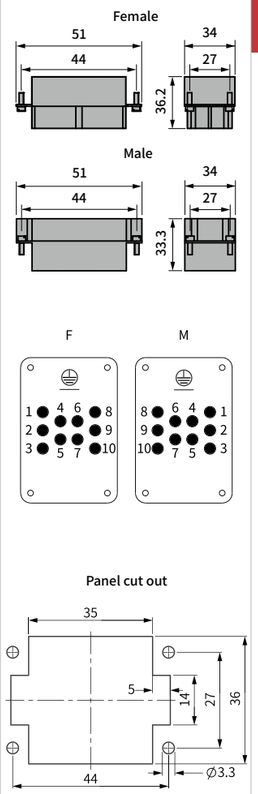

## Number of contacts: 18 + PE

Sare® B

| Identification | Conductor Cross-section | Gender | Part No. | Type Name | Dimensions (in mm) |
|---|---|---|---|---|---|
| CRIMP termination | 0.14 ... 4mm² | Female | 10 32 018 2200 | IEE-018-CF | |
| | | Male | 10 32 018 2100 | IEE-018-CM | |

Please order CE crimp contacts separately

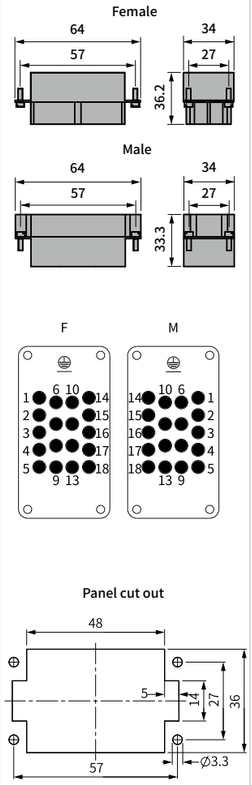




## Number of contacts: 32 + PE

Sare® B

| Identification | Conductor Cross-section | Gender | Part No. | Type Name | Dimensions (in mm) |
|---|---|---|---|---|---|
| CRIMP termination | 0.14 ... 4mm² | Female | 10 32 032 2200 | IEE-032-CF | |
| | | Male | 10 32 032 2100 | IEE-032-CM | |

Please order CE crimp contacts separately

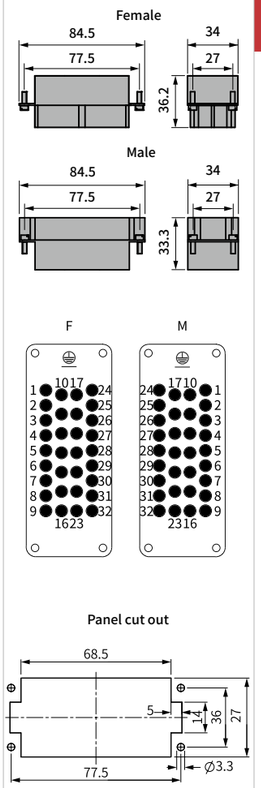

## Number of contacts: 46 + PE

Sare® B

| Identification | Conductor Cross-section | Gender | Part No. | Type Name | Dimensions (in mm) |
|---|---|---|---|---|---|
| CRIMP termination | 0.14 ... 4mm² | Female | 10 32 046 2200 | IEE-046-CF | |
| | | Male | 10 32 046 2100 | IEE-046-CM | |

Please order CE crimp contacts separately

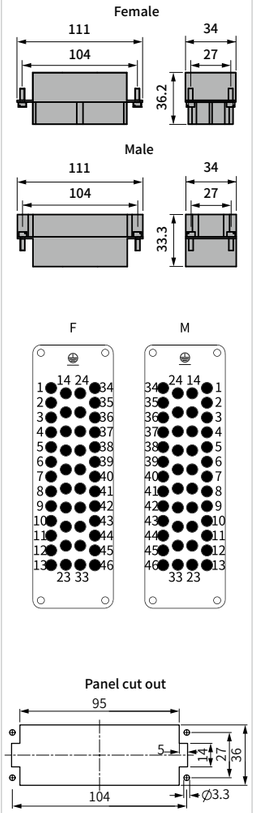




## Number of contacts: 64 + PE

Sare® B

| Identification | Conductor Cross-section | Gender | Part No. | Type Name | Dimensions (in mm) |
|---|---|---|---|---|---|
| CRIMP termination | 0.14 ... 4mm² | Female | 10 32 064 2210 | IEE-064-CF(1-32+33-64) | |
| | | Male | 10 32 064 2110 | IEE-064-CM(1-32+33-64) | |

Please order CE crimp contacts separately

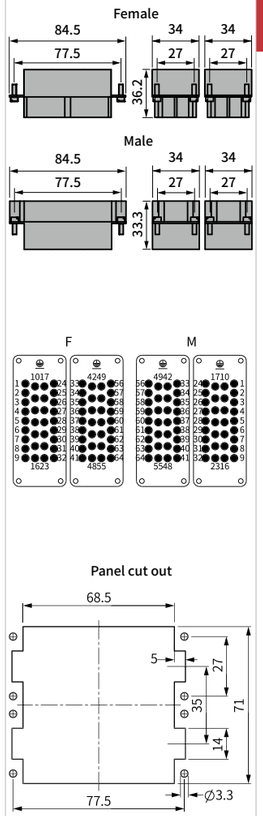


Each article number is a set of x2 inserts.

**Number of contacts: 92 + PE**



| Identification | Conductor Cross-section | Gender | Part No. | Type Name | Dimensions (in mm) |
|---|---|---|---|---|---|
| CRIMP termination | 0.14 ... 2.5mm² | Female | 10 32 092 2200 | IEE-092-CF(1-46+47-92) | |
| | | Male | 10 32 092 2100 | IEE-092-CM(1-46+47-92) | |

Please order CE crimp contacts separately

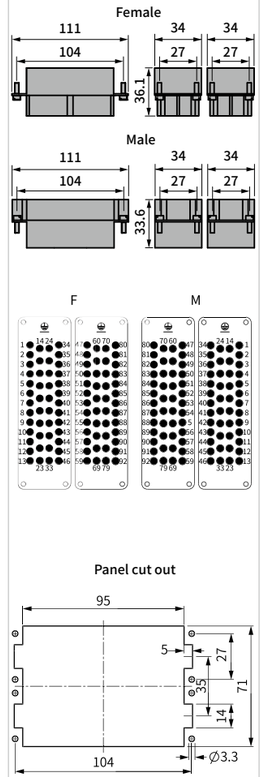


Each article number is a set of x2 inserts.

Sare® B

## Features

- High density of crimp contacts
- Coding function through coding pin
- Various combination of contacts

## Technical characteristics

| | | |
|---|---|---|
| Number of contacts | | 40, 64 |
| Rated current | [A] | 16 |
| Rated voltage | [V] | 500 |
| Rated impulse voltage | [kV] | 6 |
| Pollution degree | | 3 |
| Insulation resistance | [Ω] | ⩾ $10^{10}$ |
| Limiting temperature | [°C ] | -40 ... +125 |
| Material(insert) | | Polycarbonate |
| Color(insert) | | RAL7032(Pebble grey) |
| Material(contact) | | Copper alloy |
| Mating cycles | | ⩾ 500 |
| Material flammability class acc. to UL94 | | V-0 |
| RoHS | | Compliant |

## Specifications

Compliant:

IEC 60664-1, IEC 61984

## Derating Diagram

Number of contacts: 40

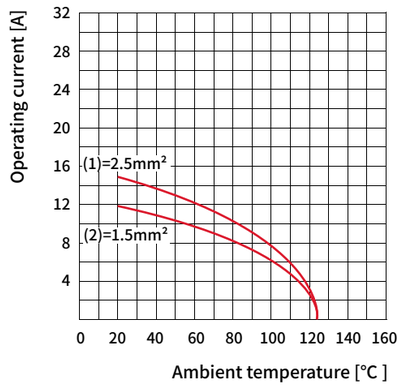


Number of contacts: 64

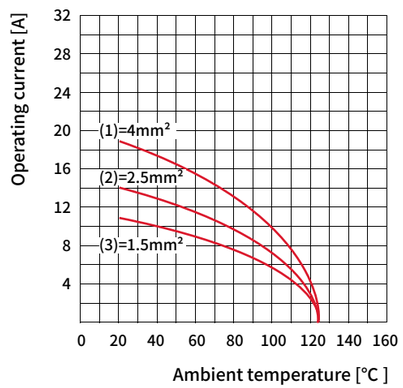


**Number of contacts: 40 + PE**

| Identification | Conductor Cross-section | Gender | Part No. | Type Name |
|---|---|---|---|---|
| CRIMP termination | 0.14 ... 4mm² | Female | 10 32 040 2200 | IEEE-040-CF |
| | | Male | 10 32 040 2100 | IEEE-040-CM |

Please order CE crimp contacts separately

### Dimensions (in mm)

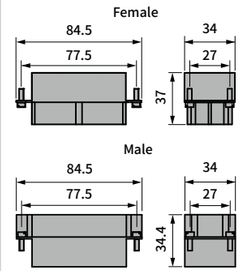


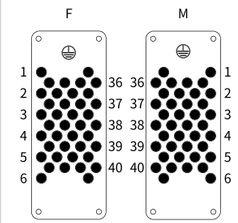


Panel cut out

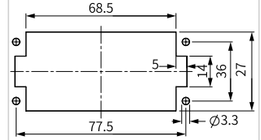

**Number of contacts: 64 + PE**



| Identification | Conductor Cross-section | Gender | Part No. | Type Name | Dimensions (in mm) |
|---|---|---|---|---|---|
| CRIMP termination | 0.14 ... 4mm² | Female | 10 32 064 2200 | IEEE-064-CF | |
| | | Male | 10 32 064 2100 | IEEE-064-CM | |

Please order CE crimp contacts separately

Female

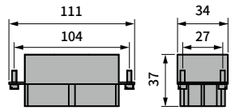


Male

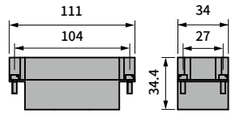


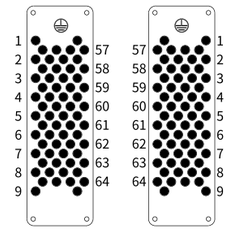


Panel cut out

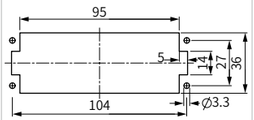

Sare® B

## Features

- Ideal for power supply applications
- Assembly with standard screw driver

## Technical characteristics

| | | |
|---|---|---|
| Number of contacts | | 6, 12 |
| Rated current | [A] | 35 |
| Rated voltage conductor-earth | [V] | 400 |
| Rated voltage conductor-conductor | [V] | 690 |
| Rated impulse voltage | [kV] | 6 |
| Pollution degree | | 3 |
| Insulation resistance | [Ω] | ⩾ $10^{10}$ |
| Contact resistance | [mΩ] | ⩽ 1 |
| Limiting temperature | [°C ] | -40 ... +125 |
| Material(insert) | | Polycarbonate |
| Color(insert) | | RAL7032(Pebble grey) |
| Material(contact) | | Copper alloy |
| Mating cycles | | ⩾ 500 |
| Material flammability class acc. to UL94 | | V-0 |
| RoHS | | Compliant |

## Specifications

Compliant:

IEC 60664-1, IEC 61984

## Derating Diagram

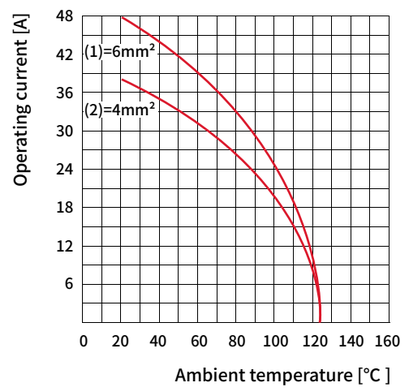


**Number of contacts: 6 + PE**

| Identification | Conductor Cross-section | Gender | Part No. | Type Name | Dimensions (in mm) |
|---|---|---|---|---|---|
| SCREW termination | 0.15 ... 6mm² | Female | 10 35 006 1200 | ISB-006-F | 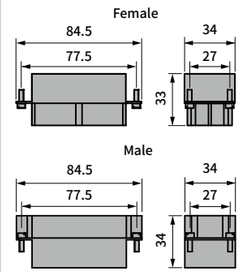  |
| | | Male | 10 35 006 1100 | ISB-006-M | 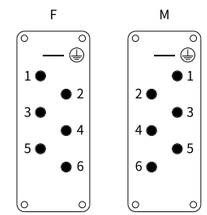  |
| | | | | | Panel cut out 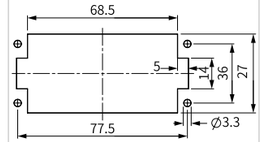  |

**Number of contacts: 12 + PE**



| Identification | Conductor Cross-section | Gender | Part No. | Type Name | Dimensions (in mm) |
|---|---|---|---|---|---|
| SCREW termination | 0.15 ... 6mm² | Female | 10 35 012 1200 | ISB-012-F(1-6+7-12) | 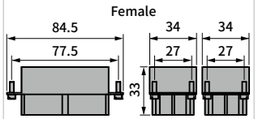  |
| | | Male | 10 35 012 1100 | ISB-012-M(1-6+7-12) | 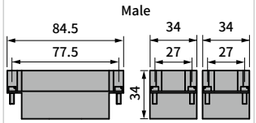  |
| | | | | | 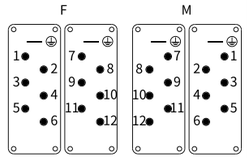  |
| | | | | | 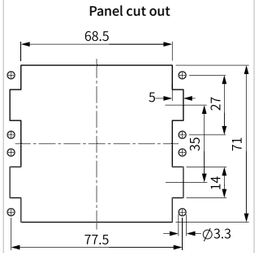  |

Each article number is a set of x2 inserts.

Sare® B

## Features

- Screw termination
- No signal contacts

## Technical characteristics

| | | |
|---|---|---|
| Number of contacts | | 4 |
| Rated current | [A] | 80 |
| Rated voltage | [V] | 830 |
| Rated impulse voltage | [kV] | 8 |
| Pollution degree | | 3 |
| Insulation resistance | [Ω] | ⩾ $10^{10}$ |
| Contact resistance | [mΩ] | ⩽ 0.3 |
| Limiting temperature | [°C ] | -40 ... +125 |
| Material(insert) | | Polycarbonate |
| Color(insert) | | RAL7032(Pebble grey) |
| Material(contact) | | Copper alloy |
| Mating cycles | | ⩾ 500 |
| Material flammability class acc. to UL94 | | V-0 |
| RoHS | | Compliant |

## Specifications

**Compliant:**

IEC 60664-1, IEC 61984

## Derating Diagram

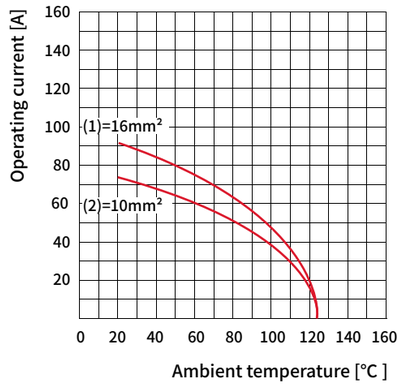


**Number of contacts: 4 + PE**

| Identification | Conductor Cross-section | Gender | Part No. | Type Name |
|---|---|---|---|---|
| SCREW termination | 1.5 ... 16mm² | Female | 10 37 004 1210 | IK-004/0-F |
| | | Male | 10 37 004 1110 | IK-004/0-M |

## Dimensions (in mm)

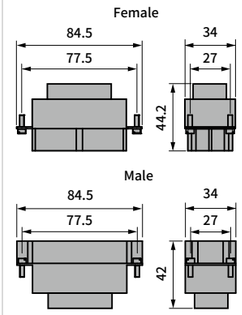


| Power contacts | | |
|---|---|---|
| Wire gauge | Tightening tourque | Stripping length |
| 1.5 mm² | 1.2 Nm | 14 mm |
| 2.5 mm² | 2 Nm | 14 mm |
| 4 mm² | 3 Nm | 14 mm |
| 6 mm² | 3 Nm | 14 mm |
| 10 mm² | 3 Nm | 14 mm |
| 16 mm² | 3 Nm | 14 mm |

**Panel cut out**

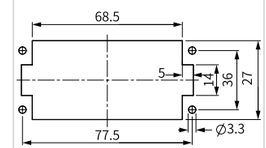

Sare® B

## Features

- Combination of signal and power in one connector
- Screw termination for power and signal area

## Technical characteristics

| | | |
|---|---|---|
| Number of contacts(Power + Signal) | | 4 + 2 |
| - Power Ratings: | | |
| Rated current | [A] | 80 |
| Rated voltage | [V] | 830 |
| Rated impulse voltage | [kV] | 8 |
| Pollution degree | | 3 |
| Contact resistance | [mΩ] | ⩽ 0.3 |
| - Signal Ratings: | | |
| Rated current(signal) | [A] | 16 |
| Rated voltage(signal) | [V] | 400 |
| Rated impulse voltage(signal) | [kV] | 6 |
| Pollution degree(signal) | | 3 |
| Contact resistance(signal) | [mΩ] | ⩽ 1 |
| Limiting temperature | [°C ] | -40 ... +125 |
| Material(insert) | | Polycarbonate |
| Color(insert) | | RAL7032(Pebble grey) |
| Material(contact) | | Copper alloy |
| Mating cycles | | ⩾ 500 |
| Material flammability class acc. to UL94 | | V-0 |
| RoHS | | Compliant |

## Specifications

Compliant:

IEC 60664-1, IEC 61984

## Derating Diagram

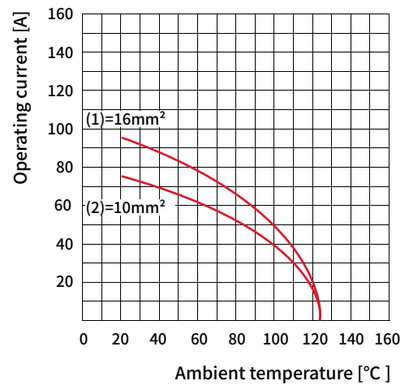


**Number of contacts: 4 + 2(additional signal contacts) + PE**

| Identification | Conductor Cross-section | Gender | Part No. | Type Name |
|---|---|---|---|---|
| SCREW termination | 1.5 ... 16mm², 0.5 ... 2.5mm² (Power, Signal) | Female | 10 37 006 1200 | IK-004/2-F |
| | | Male | 10 37 006 1100 | IK-004/2-M |

## Dimensions (in mm)

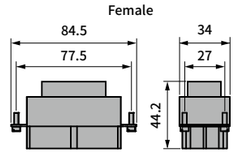


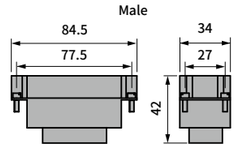


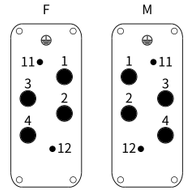


| Power contacts | | |
|---|---|---|
| Wire gauge | Tightening tourque | Stripping length |
| 1.5 mm² | 1.2 Nm | 14 mm |
| 2.5 mm² | 2 Nm | 14 mm |
| 4 mm² | 3 Nm | 14 mm |
| 6 mm² | 3 Nm | 14 mm |
| 10 mm² | 3 Nm | 14 mm |
| 16 mm² | 3 Nm | 14 mm |

Panel cut out

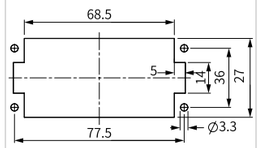

Sare® B

## Features

- Combination of signal and power in one connector
- Axial screw termination for power and signal area
- Spring termination for signal area
- Same range of cross-section for PE contacts and power contacts

## Technical characteristics

| | | |
|---|---|---|
| Number of contacts(Power + Signal) | | 4 + 4 |
| - Power Ratings: | | |
| Rated current | [A] | 63 |
| Rated voltage | [V] | 690 |
| Rated impulse voltage | [kV] | 8 |
| Pollution degree | | 3 |
| Contact resistance | [mΩ] | ⩽ 0.5 |
| - Signal Ratings: | | |
| Rated current(signal) | [A] | 16 |
| Rated voltage(signal) | [V] | 250 |
| Rated impulse voltage(signal) | [kV] | 4 |
| Pollution degree(signal) | | 3 |
| Contact resistance(signal) | [mΩ] | ⩽ 3 |
| Insulation resistance | [Ω] | ⩾ $10^{10}$ |
| Limiting temperature | [°C ] | -40 ... +125 |
| Material(insert) | | Polycarbonate |
| Color(insert) | | RAL7032(Pebble grey) |
| Material(contact) | | Copper alloy |
| Mating cycles | | ⩾ 500 |
| Material flammability class acc. to UL94 | | V-0 |
| RoHS | | Compliant |

## Specifications

Compliant:

IEC 60664-1, IEC 61984

## Derating Diagram

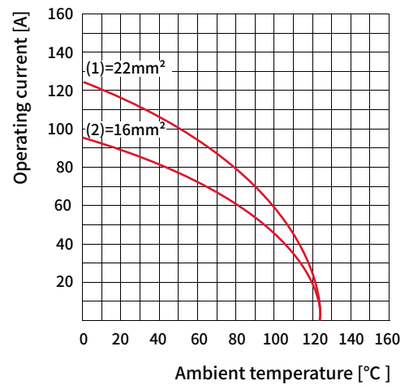


**Number of contacts: 4 + 4(additional signal contacts) + PE**

| Identification | Conductor Cross-section | Gender | Part No. | Type Name |
|---|---|---|---|---|
| AXIAL SCREW/ SPRING termination<br>No finger safe | 10 ... 22mm², 0.14 ... 2.5mm² (Power, Signal) | Female | 10 37 008 1221 | IK-004.2/4-F |
| | | Male | 10 37 008 1123 | IK-004.2/4B-M |
| | 6 ... 16mm², 0.14 ... 2.5mm² (Power, Signal) | Female | 10 37 008 1220 | IK-004.1/4-F |
| | | Male | 10 37 008 1122 | IK-004.1/4B-M |

## Dimensions (in mm)

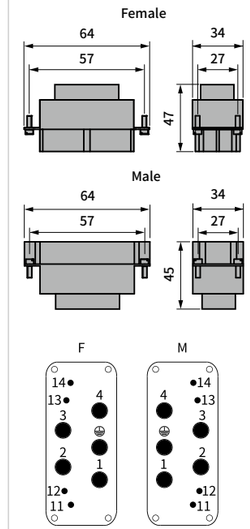


| Power contacts | | |
|---|---|---|
| Wire gauge | Tightening tourque | Stripping length |
| 6 mm² | 2 Nm | 11...12 mm |
| 10 mm² | 3 Nm | 11...12 mm |
| 16 mm² | 4 Nm | 11...12 mm |
| 22 mm² | 4 Nm | 13...14 mm |

Panel cut out

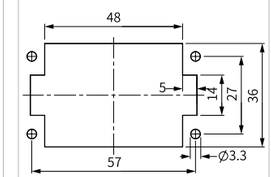

Sare® B

## Features

- Combination of signal and power in one connector
- Screw termination for power and signal area

## Technical characteristics

| | | |
|---|---|---|
| Number of contacts(Power + Signal) | | 4 + 8 |
| - Power Ratings: | | |
| Rated current | [A] | 80 |
| Rated voltage | [V] | 400 |
| Rated impulse voltage | [kV] | 6 |
| Pollution degree | | 3 |
| Contact resistance | [mΩ] | ⩽ 0.3 |
| - Signal Ratings: | | |
| Rated current(signal) | [A] | 16 |
| Rated voltage(signal) | [V] | 400 |
| Rated impulse voltage(signal) | [kV] | 6 |
| Pollution degree(signal) | | 3 |
| Contact resistance(signal) | [mΩ] | ⩽ 1 |
| Insulation resistance | [Ω] | ⩾ $10^{10}$ |
| Limiting temperature | [°C ] | -40 ... +125 |
| Material(insert) | | Polycarbonate |
| Color(insert) | | RAL7032(Pebble grey) |
| Material(contact) | | Copper alloy |
| Mating cycles | | ⩾ 500 |
| Material flammability class acc. to UL94 | | V-0 |
| RoHS | | Compliant |

## Specifications

Compliant:

IEC 60664-1, IEC 61984

## Derating Diagram

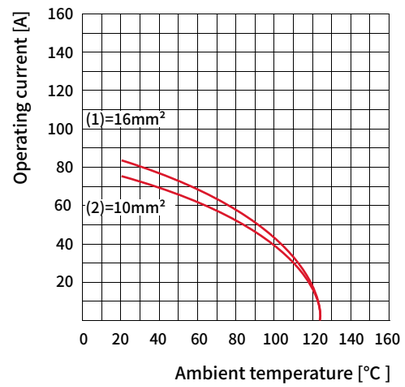


**Number of contacts: 4 + 8(additional signal contacts) + PE**

| Identification | Conductor Cross-section | Gender | Part No. | Type Name |
|---|---|---|---|---|
| SCREW termination | 1.5 ... 16mm², 0.5 ... 2.5mm² (Power, Signal) | Female | 10 37 012 1200 | IK-004/8-F |
| | | Male | 10 37 012 1100 | IK-004/8-M |

## Dimensions (in mm)

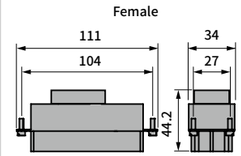


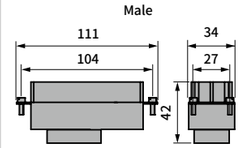


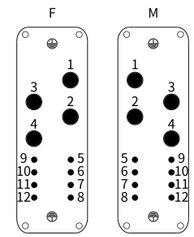


| Power contacts | | |
|---|---|---|
| Wire gauge | Tightening tourque | Stripping length |
| 1.5 mm² | 1.2 Nm | 14 mm |
| 2.5 mm² | 2 Nm | 14 mm |
| 4 mm² | 3 Nm | 14 mm |
| 6 mm² | 3 Nm | 14 mm |
| 10 mm² | 3 Nm | 14 mm |
| 16 mm² | 3 Nm | 14 mm |

Panel cut out

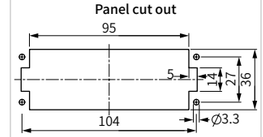

Sare® B

## Features

- Combination of signal and power in one connector
- Crimp termination for power and signal area
- Use of standard Sare® CC and Sare® CD contacts

## Technical characteristics

| | | |
|---|---|---|
| Number of contacts(Power + Signal) | | 6 + 36 |
| - Power Ratings: | | |
| Rated current | [A] | 40 |
| Rated voltage | [V] | 690 |
| Rated impulse voltage | [kV] | 8 |
| Pollution degree | | 3 |
| Contact resistance | [mΩ] | ⩽ 1 |
| - Signal Ratings: | | |
| Rated current(signal) | [A] | 10 |
| Rated voltage(signal) | [V] | 160 |
| Rated impulse voltage(signal) | [kV] | 2.5 |
| Pollution degree(signal) | | 3 |
| Contact resistance(signal) | [mΩ] | ⩽ 3 |
| Insulation resistance | [Ω] | ⩾ $10^{10}$ |
| Limiting temperature | [°C ] | -40 ... +125 |
| Material(insert) | | Polycarbonate |
| Color(insert) | | RAL7032(Pebble grey) |
| Material(contact) | | Copper alloy |
| Mating cycles | | ⩾ 500 |
| Material flammability class acc. to UL94 | | V-0 |
| RoHS | | Compliant |

## Specifications

Compliant:

IEC 60664-1, IEC 61984

## Derating Diagram

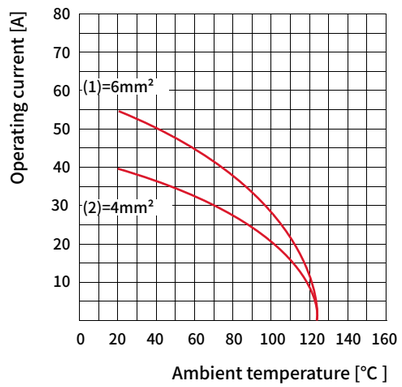


**Number of contacts: 6 + 36(additional signal contacts) + PE**

| Identification | Conductor Cross-section | Gender | Part No. | Type Name |
|---|---|---|---|---|
| CRIMP termination | 1.5 ... 6mm², 0.14 ... 2.5mm² (Power, Signal) | Female | 10 37 042 2200 | IK-006/36-CF |
| | | Male | 10 37 042 2100 | IK-006/36-CM |

Please order CC and CD crimp contacts separately

## Dimensions (in mm)

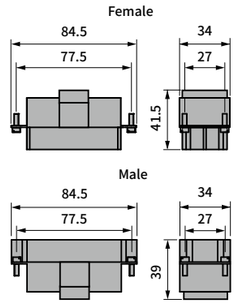


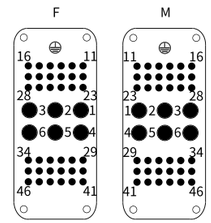


Panel cut out

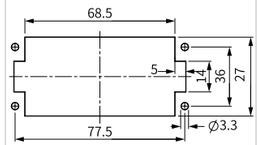

Sare® B

## Features

- Combination of signal and power in one connector
- Crimp termination for power and signal area
- Use of standard Sare® CC and Sare® CD contacts

## Technical characteristics

| | | |
|---|---|---|
| Number of contacts(Power + Signal) | | 8 + 24 |
| - Power Ratings: | | |
| Rated current | [A] | 16 |
| Rated voltage | [V] | 230 |
| Conductor-earth | | |
| Rated voltage | [V] | 400 |
| Conductor-conductor | | |
| Rated impulse voltage | [kV] | 4 |
| Pollution degree | | 3 |
| Contact resistance | [mΩ] | ⩽ 1 |
| - Signal Ratings: | | |
| Rated current(signal) | [A] | 10 |
| Rated voltage(signal) | [V] | 160 |
| Rated impulse voltage(signal) | [kV] | 2.5 |
| Pollution degree(signal) | | 3 |
| Contact resistance(signal) | [mΩ] | ⩽ 3 |
| Insulation resistance | [Ω] | ⩾ $10^{10}$ |
| Limiting temperature | [°C ] | -40 ... +125 |
| Material(insert) | | Polycarbonate |
| Color(insert) | | RAL7032(Pebble grey) |
| Material(contact) | | Copper alloy |
| Mating cycles | | ⩾ 500 |
| Material flammability class acc. to UL94 | | V-0 |
| RoHS | | Compliant |

## Specifications

Compliant:

IEC 60664-1, IEC 61984

## Derating Diagram

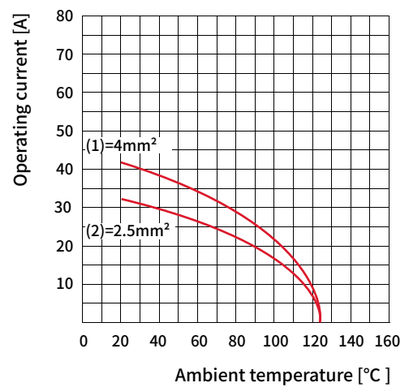


**Number of contacts: 8 + 24(additional signal contacts) + PE**

| Identification | Conductor Cross-section | Gender | Part No. | Type Name |
|---|---|---|---|---|
| CRIMP termination | 0.5 ... 4mm², 0.14 ... 2.5mm² (Power, Signal) | Female | 10 37 032 2200 | IK-008/24-CF |
| | | Male | 10 37 032 2100 | IK-008/24-CM |

Please order CD and CE crimp contacts separately

## Dimensions (in mm)

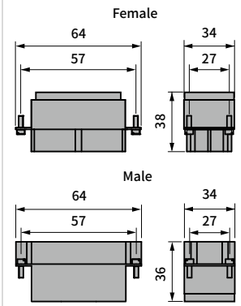


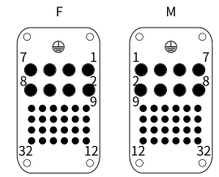


Panel cut out

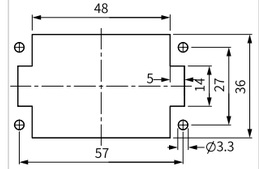

Sare® B

## Features

- Combination of signal and power in one connector
- Crimp termination for power and signal area
- Use of standard Sare® CC and Sare® CD contacts

## Technical characteristics

| | | |
|---|---|---|
| Number of contacts(Power + Signal) | | 12 +2 |
| - Power Ratings: | | |
| Rated current | [A] | 40 |
| Rated voltage | [V] | 690 |
| Rated impulse voltage | [kV] | 8 |
| Pollution degree | | 3 |
| Contact resistance | [mΩ] | ⩽ 1 |
| - Signal Ratings: | | |
| Rated current(signal) | [A] | 10 |
| Rated voltage(signal) | [V] | 250 |
| Rated impulse voltage(signal) | [kV] | 4 |
| Pollution degree(signal) | | 3 |
| Contact resistance(signal) | [mΩ] | ⩽ 3 |
| Insulation resistance | [Ω] | ⩾ $10^{10}$ |
| Limiting temperature | [°C ] | -40 ... +125 |
| Material(insert) | | Polycarbonate |
| Color(insert) | | RAL7032(Pebble grey) |
| Material(contact) | | Copper alloy |
| Mating cycles | | ⩾ 500 |
| Material flammability class acc. to UL94 | | V-0 |
| RoHS | | Compliant |

## Specifications

Compliant:

IEC 60664-1, IEC 61984

## Derating Diagram

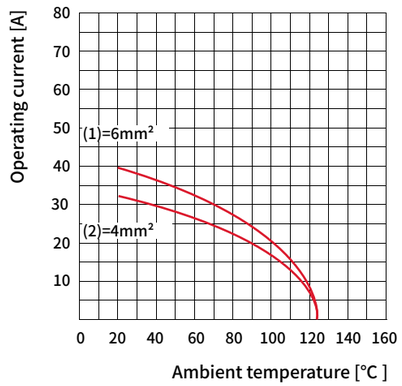


**Number of contacts: 12 + 2(additional signal contacts) + PE**

| Identification | Conductor Cross-section | Gender | Part No. | Type Name |
|---|---|---|---|---|
| CRIMP termination | 1.5 ... 6mm², 0.14 ... 2.5mm² (Power, Signal) | Female | 10 37 014 2200 | IK-012/2-CF |
| | | Male | 10 37 014 2100 | IK-012/2-CM |

Please order CC and CD crimp contacts separately

## Dimensions (in mm)

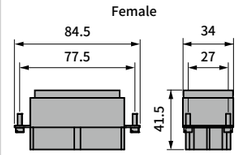


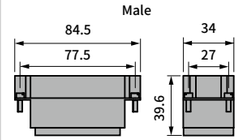


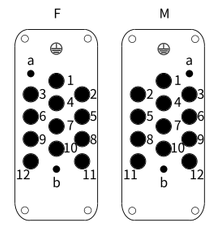


Panel cut out

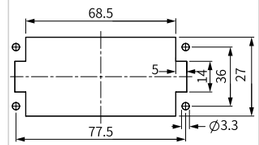

Sare® Modules

| | | | | | | |
|---|---|---|---|---|---|---|
| Power | Type | I2M200-001-C... | I2M200-001.2-... | I2M200-001.1-... | I2M200PE-001.2-... | I2M200PE-001.1-... |
| | | C200 | | | | |
| | Connection method | Crimp | Axial screw | Axial screw | Axial screw | Axial screw |
| | Number of poles | 1 | 1 | 1 | 1 | 1 |
| | IEC rated data | 200A, 1000V, 70mm² | 200A, 1000V, 70mm² | 200A, 1000V, 40mm² | 200A, 70mm² | 200A, 40mm² |
| | Module slots | 2 | 2 | 2 | 2 | 2 |
| | Page | 03-60 | 03-60 | 03-60 | 03-62 | 03-62 |

| | | | | | | |
|---|---|---|---|---|---|---|
| Power | Type | I2M100-002-C... | I2M100-002.2-... | I2M100-002.1-... | IM100-001-C... | IM70-002-C... |
| | | C100 | | | C100 | C70 |
| | Connection method | Crimp | Axial screw | Axial screw | Crimp | Crimp |
| | Number of poles | 2 | 2 | 2 | 1 | 2 |
| | IEC rated data | 100A, 1000V, 35mm² | 100A, 1000V, 35mm² | 100A, 1000V, 25mm² | 100A, 830V, 35mm² | 70A, 1000V, 25mm² |
| | Module slots | 2 | 2 | 2 | 1 | 1 |
| | Page | 03-64 | 03-64 | 03-64 | 03-66 | 03-68 |

| | | | | | | |
|---|---|---|---|---|---|---|
| Power | Type | IM70-002.2-... | IM70-002.1-... | IMC-002-C... | IMC-002.2-... | IMC-002.1-... |
| | | | | CC | | |
| | Connection method | Axial screw | Axial screw | Crimp | Axial screw | Axial screw |
| | Number of poles | 2 | 2 | 2 | 2 | 2 |
| | IEC rated data | 70A, 1000V, 22mm² | 70A, 1000V, 16mm² | 40A, 1000V, 10mm² | 40A, 1000V, 10mm² | 40A, 1000V, 8mm² |
| | Module slots | 1 | 1 | 1 | 1 | 1 |
| | Page | 03-68 | 03-68 | 03-70 | 03-70 | 03-70 |

| | | | | | | |
|---|---|---|---|---|---|---|
| Power | Type | IMC-003-C... | IMC-003.2-... | IMC-003.1-... | IMCC-004-C... | IMCD-003/4-C... |
| | | CC | | | CC | CC CD |
| | Connection method | Crimp | Axial screw | Axial screw | Crimp | Crimp |
| | Number of poles | 3 | 3 | 3 | 4 | 3+4 |
| | IEC rated data | 40A, 690V, 6mm² | 40A, 690V, 10mm² | 40A, 690V, 8mm² | 40A, 830V, 6mm² | 40/10A, 830V, 6mm² |
| | Module slots | 1 | 1 | 1 | 1 | 1 |
| | Page | 03-72 | 03-72 | 03-72 | 03-74 | 03-76 |

Sare® Modules

Sare® Modules

## Power

| Type | IME-005-S... | IMEP-006-C... | IME-006-C... | IMEE-008-C... | I2MEEE-020-C... |
|---|---|---|---|---|---|
| | | CE | CE | CE | CE |
| Connection method | Spring | Crimp | Crimp | Crimp | Crimp |
| Number of poles | 5 | 6 | 6 | 8 | 20 |
| IEC rated data | 16A, 400V, 2.5mm² | 16A, 830V, 4mm² | 16A, 500V, 4mm² | 16A, 400V, 4mm² | 16A, 500V, 4mm² |
| Module slots | 1 | 1 | 1 | 1 | 2 |
| Page | 03-78 | 03-80 | 03-82 | 03-84 | 03-86 |

## Signal

| Type | IMDD-012-C... | IMDDD-017-C... | I2MDD-042-C... | | |
|---|---|---|---|---|---|
| | CD | CD | CD | | |
| Connection method | Crimp | Crimp | Crimp | | |
| Number of poles | 12 | 17 | 42 | | |
| IEC rated data | 10A, 250V, 2.5mm² | 10A, 160V, 2.5mm² | 10A, 160V, 2.5mm² | | |
| Module slots | 1 | 1 | 2 | | |
| Page | 03-88 | 03-90 | 03-92 | | |

## Data

| Type | IMS-025-C... | | | | |
|---|---|---|---|---|---|
| | Csub | | | | |
| Connection method | Crimp | | | | |
| Number of poles | 25 | | | | |
| IEC rated data | 4A, 50V, 0.52mm² | | | | |
| Module slots | 1 | | | | |
| Page | 03-94 | | | | |

## Data

| Type | I2M-002-... | QD-001-C... | QD-004-C... | QS-008-C... | I2M-002-ADPT |
|---|---|---|---|---|---|
| | | CD | CD | Csub | |
| Connection method | - | Crimp | Crimp | Crimp | - |
| Number of poles | 2 | 1 | 4 | 8 | - |
| IEC rated data | 10A, 50V, 2.5mm² | 10A, 50V, 2.5mm² | 10A, 50V, 2.5mm² | 5A, 50V, 0.52mm² | - |
| Module slots | 2 | - | - | - | - |
| Page | 03-96 | 03-96 | 03-98 | 03-100 | 03-98 |

## Data

| Type | IMM-004... | COAX-50R-S... | CMG-1.5-... | | |
|---|---|---|---|---|---|
| | | | | | |
| Connection method | - | Coaxial contact | C-sub contact | | |
| Number of poles | 4 | - | - | | |
| IEC rated data | 1.5A, 50V, 1.0mm² | 50Ω, for RG58 | 0.5 ... 1.0mm² | | |
| Module slots | 1 | - | - | | |
| Page | 03-102 | 03-102 | 03-102 | | |

## Pneumatic-Metal

| Type | IMP-003 | CP... | | | |
|---|---|---|---|---|---|
| | | | | | |
| Hose Outer Diameter | - | 3/4/6mm | | | |
| Number of poles | 3 | - | - | | |
| Descriptions | - | W/Without shut-off | | | |
| Module slots | 1 | - | - | | |
| Page | 03-104 | 03-104 | - | | |

## Pneumatic-Plastic

| Type | IMP-002/P | CP.../P | IMP-003/P | CP.../P | |
|---|---|---|---|---|---|
| | | | | | |
| Hose Inner Diameter | - | 6mm | - | 1.6/3/4mm | |
| Number of poles | 2 | - | 3 | - | |
| Descriptions | - | W/Without shut-off | - | W/Without shut-off | |
| Module slots | 1 | - | 1 | - | |
| Page | 03-106 | 03-106 | 03-108 | 03-108 | |

## Accessories

| Type | IM-000 | P.FMB-C | PE-S16 | | |
|---|---|---|---|---|---|
| | | | | | |
| | | | | | |
| Description | Dummy module | Locking element | Cable shoe | | |
| Module slots | 1 | - | - | | |
| Page | 03-110 | 03-110 | 03-110 | | |

Sare® Modules

## Features

- Assemble/disassemble modules without tools
- Simple and efficient
- Increase efficiency by 30%
- Quick and easy assembly by a pre-fixed position
- Patent
- Reliable and robust
- Vibration resistance
- Ground protection on both sides

## Technical characteristics

| | | |
|---|---|---|
| Limiting temperature | [°C ] | -40 ... +125 |
| Mating cycles | | ⩾ 500 |
| Conductor cross-section PE(power side) | | 4 ... 10 mm² |
| Conductor cross-section PE(signal side) | | 1 ... 2.5 mm² |
| Material(frames) | | Zinc die-cast |
| Material flammability class acc. to UL94 | | V-0 |
| RoHS | | Compliant |

## Specifications

Compliant:

IEC 60664-1,
IEC 61984

| Identification | Size | Gender | Part No. | Type Name | Dimensions (in mm) |
|---|---|---|---|---|---|
| Hinged frame | B06 | A ... B | 10 38 006 8100 | FMB06-U | 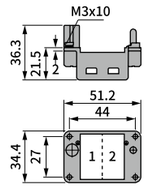  |
| | | a ... b | 10 38 006 8200 | FMB06-L | |
| | Red Locking Peg included with frame | | | | |
| Hinged frame | B10 | A ... C | 10 38 010 8100 | FMB10-U | 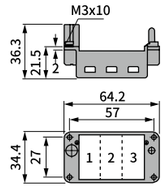  |
| | | a ... c | 10 38 010 8200 | FMB10-L | |
| | Red Locking Peg included with frame | | | | |
| Hinged frame | B16 | A ... D | 10 38 016 8100 | FMB16-U | 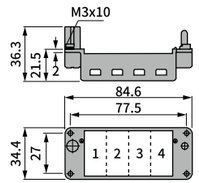  |
| | | a ... d | 10 38 016 8200 | FMB16-L | |
| | Red Locking Peg included with frame | | | | |
| Hinged frame | B24 | A ... F | 10 38 024 8100 | FMB24-U | 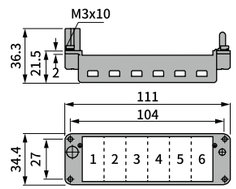  |
| | | a ... f | 10 38 024 8200 | FMB24-L | |
| | Red Locking Peg included with frame | | | | |

Sare® Modules

## Features

- In mating side the contacts can be easily offloaded
- Cross-sections of power-module up to 70mm²

## Technical characteristics

| | | |
|---|---|---|
| Number of contacts | | 1 |
| Rated current | [A] | 200 |
| Rated voltage | [V] | 1000 |
| Rated impulse voltage | [kV] | 8 |
| Pollution degree | | 3 |
| Insulation resistance | [Ω] | ⩾ $10^{10}$ |
| Contact resistance (Crimp termination) | [mΩ] | ⩽ 0.3 |
| Contact resistance (Axial screw termination) | [mΩ] | ⩽ 0.2 |
| Limiting temperature | [°C ] | -40 ... +125 |
| Material(insert) | | Polycarbonate |
| Color(insert) | | RAL7032(Pebble grey) |
| Material(contact) | | Copper alloy |
| Mating cycles | | ⩾ 500 |
| Material flammability class acc. to UL94 | | V-0 |
| RoHS | | Compliant |

## Specifications

Compliant:

IEC 60664-1,
IEC 61984

## Derating Diagramm

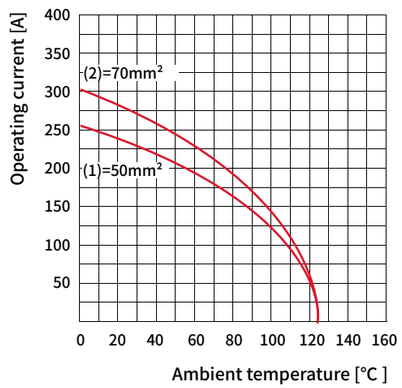


(1): B24 hoods/housings with 3 modules conductor cross-section 50mm²
(2): B24 hoods/housings with 3 modules conductor cross-section 70mm²

**Number of contacts: 1**

| Identification | Conductor Cross-section | Gender | Part No. | Type Name | Dimensions (in mm) |
|---|---|---|---|---|---|
| CRIMP termination | 25 ... 70mm² | Female | 10 38 001 2200 | I2M200-001-CF | 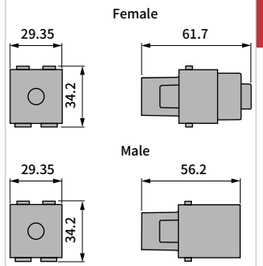  |
| | | Male | 10 38 001 2100 | I2M200-001-CM | |
| AXIAL SCREW termination  | 40 ... 70mm² | Female | 10 38 001 1221 | I2M200-001.2-F | 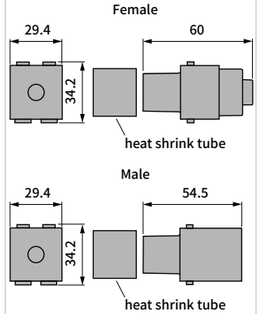  |
| | | Male | 10 38 001 1121 | I2M200-001.2-M | |
| | 25 ... 40mm² | Female | 10 38 001 1220 | I2M200-001.1-F | |
| | | Male | 10 38 001 1120 | I2M200-001.1-M | |

Please order C200 crimp contacts separately

Sare® Modules

## Technical characteristics

| | | |
|---|---|---|
| Number of contacts | | 1 |
| Contact resistance | [mΩ] | ⩽ 0.2 |
| Limiting temperature | [°C ] | -40 ... +125 |
| Material(insert) | | Polycarbonate |
| Color(insert) | | RAL7032(Pebble grey) |
| Material(contact) | | Copper alloy |
| Mating cycles | | ⩾ 500 |
| Material flammability class acc. to UL94 | | V-0 |
| RoHS | | Compliant |

## Specifications

Compliant:

IEC 60664-1,
IEC 61984

## Derating Diagramm

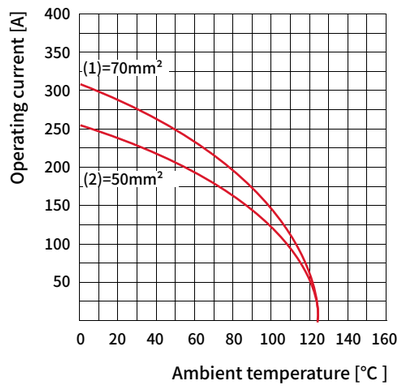


(1): B24 hoods/housings with 3 modules conductor cross-section 70mm²
(2): B24 hoods/housings with 3 modules conductor cross-section 50mm²

**Number of contacts: 1**

| Identification | Conductor Cross-section | Gender | Part No. | Type Name | Dimensions (in mm) |
|---|---|---|---|---|---|
| AXIAL SCREW termination | 40 ... 70mm² | Female | 10 38 001 1231 | I2M200PE-001.2-F | 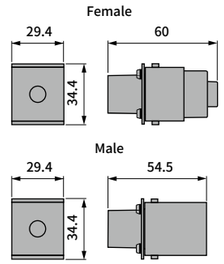  |
| | | Male | 10 38 001 1131 | I2M200PE-001.2-M | |
| | 25 ... 40mm² | Female | 10 38 001 1230 | I2M200PE-001.1-F | |
| | | Male | 10 38 001 1130 | I2M200PE-001.1-M | |

Sare® Modules

## Features

- In mating side the contacts can be easily offloaded

## Technical characteristics

| | | |
|---|---|---|
| Number of contacts | | 2 |
| Rated current | [A] | 100 |
| Rated voltage | [V] | 1000 |
| Rated impulse voltage | [kV] | 8 |
| Pollution degree | | 3 |
| Insulation resistance | [Ω] | $\geqslant 10^{10}$ |
| Contact resistance | [mΩ] | $\leqslant$ 0.3 |
| Limiting temperature | [°C ] | -40 ... +125 |
| Material(insert) | | Polycarbonate |
| Color(insert) | | RAL7032(Pebble grey) |
| Material(contact) | | Copper alloy |
| Mating cycles | | $\geqslant$ 500 |
| Material flammability class acc. to UL94 | | V-0 |
| RoHS | | Compliant |

## Specifications

Compliant:

IEC 60664-1,
IEC 61984

## Derating Diagramm

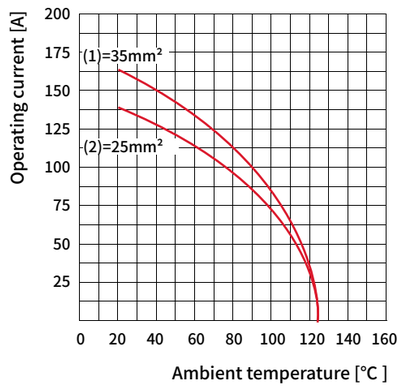


(1): B24 hoods/housings with 3 modules conductor cross-section 35mm²
(2): B24 hoods/housings with 3 modules conductor cross-section 25mm²

**Number of contacts: 2**

| Identification | Conductor Cross-section | Gender | Part No. | Type Name | Dimensions (in mm) |
|---|---|---|---|---|---|
| CRIMP termination | 10 ... 35mm² | Female | 10 38 002 2200 | I2M100-002-CF | 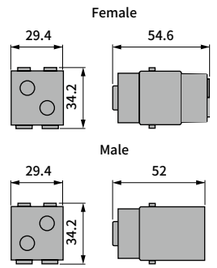  |
| | | Male | 10 38 002 2100 | I2M100-002-CM | |
| AXIAL SCREW termination | 16 ... 35mm² | Female | 10 38 002 1201 | I2M100-002.2-F | 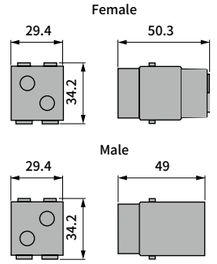  |
| | | Male | 10 38 002 1101 | I2M100-002.2-M | |
| | 10 ... 25mm² | Female | 10 38 002 1200 | I2M100-002.1-F | |
| | | Male | 10 38 002 1100 | I2M100-002.1-M | |

Please order C100 crimp contacts separately

Sare® Modules

## Features

- In mating side the contacts can be easily offloaded

## Technical characteristics

| | | |
|---|---|---|
| Number of contacts | | 1 |
| Rated current | [A] | 100 |
| Rated voltage | [V] | 830 |
| Rated impulse voltage | [kV] | 8 |
| Pollution degree | | 3 |
| Insulation resistance | [Ω] | ⩾ $10^{10}$ |
| Contact resistance | [mΩ] | ⩽ 0.3 |
| Limiting temperature | [°C ] | -40 ... +125 |
| Material(insert) | | Polycarbonate |
| Color(insert) | | RAL7032(Pebble grey) |
| Material(contact) | | Copper alloy |
| Mating cycles | | ⩾ 500 |
| Material flammability class acc. to UL94 | | V-0 |
| RoHS | | Compliant |

## Specifications

Compliant:

IEC 60664-1,
IEC 61984

## Derating Diagramm

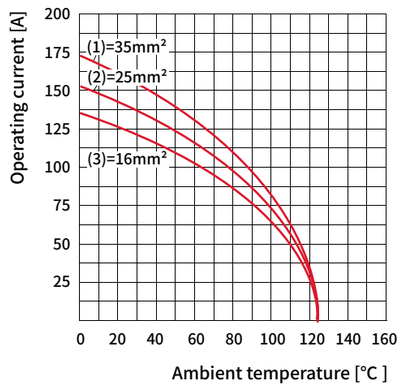


**Number of contacts: 1**

| Identification | Conductor Cross-section | Gender | Part No. | Type Name | Dimensions (in mm) |
|---|---|---|---|---|---|
| CRIMP termination | 10 ... 35mm² | Female | 10 38 001 2210 | IM100-001-CF | |
| | | Male | 10 38 001 2110 | IM100-001-CM | |

Please order C100 crimp contacts separately

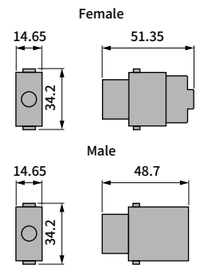


Sare® Modules

Sare® Modules

## Features

- Male inserts is protected
- For power circuits

## Technical characteristics

| | | |
|---|---|---|
| Number of contacts | | 2 |
| Rated current | [A] | 70 |
| Rated voltage | [V] | 1000 |
| Rated impulse voltage | [kV] | 8 |
| Pollution degree | | 3 |
| Insulation resistance | [Ω] | $\geqslant 10^{10}$ |
| Contact resistance | [mΩ] | $\leqslant$ 0.5 |
| Limiting temperature | [°C ] | -40 ... +125 |
| Material(insert) | | Polycarbonate |
| Color(insert) | | RAL7032(Pebble grey) |
| Material(contact) | | Copper alloy |
| Mating cycles | | $\geqslant$ 500 |
| Material flammability class acc. to UL94 | | V-0 |
| RoHS | | Compliant |

## Specifications

Compliant:

IEC 60664-1,
IEC 61984

## Derating Diagramm

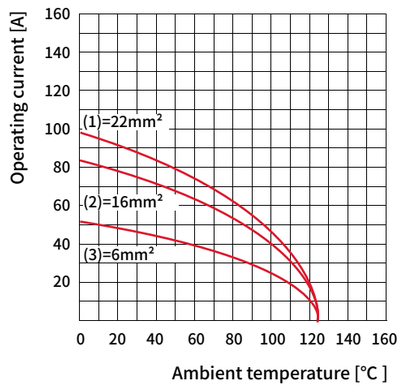


(1): B24 hoods/housings with 6 modules conductor cross-section 22mm²
(2): B24 hoods/housings with 6 modules conductor cross-section 16mm²
(3): B24 hoods/housings with 6 modules conductor cross-section 6mm²

**Number of contacts: 2**

| Identification | Conductor Cross-section | Gender | Part No. | Type Name | Dimensions (in mm) |
|---|---|---|---|---|---|
| CRIMP termination | 10 ... 25mm² | Female | 10 38 002 2210 | IM70-002-CF | Female 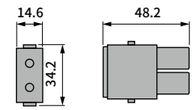  |
| | | Male | 10 38 002 2110 | IM70-002-CM | Male 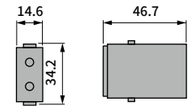  |
| AXIAL SCREW termination | 14 ... 22mm² | Female | 10 38 002 1221 | IM70-002.2-F | Female 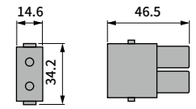  |
| | | Male | 10 38 002 1121 | IM70-002.2-M | |
| | 6 ... 16mm² | Female | 10 38 002 1220 | IM70-002.1-F | Male 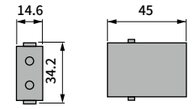  |
| | | Male | 10 38 002 1120 | IM70-002.1-M | |

Please order C70 crimp contacts separately

Sare® Modules

## Features

- Crimp termination available

## Technical characteristics

| | | |
|---|---|---|
| Number of contacts | | 2 |
| Rated current | [A] | 40 |
| Rated voltage | [V] | 1000 |
| Rated impulse voltage | [kV] | 8 |
| Pollution degree | | 3 |
| Insulation resistance | [Ω] | $\geqslant 10^{10}$ |
| Contact resistance (Crimp termination) | [mΩ] | $\leqslant 1$ |
| Contact resistance (Axial screw termination) | [mΩ] | $\leqslant 0.3$ |
| Limiting temperature | [°C ] | -40 ... +125 |
| Material(insert) | | Polycarbonate |
| Color(insert) | | RAL7032(Pebble grey) |
| Material(contact) | | Copper alloy |
| Mating cycles | | $\geqslant 500$ |
| Material flammability class acc. to UL94 | | V-0 |
| RoHS | | Compliant |

## Specifications

Compliant:

IEC 60664-1,
IEC 61984

## Derating Diagramm

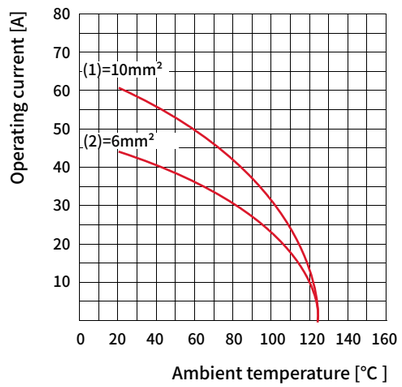


(1): B24 hoods/housings with 6 modules conductor cross-section 10mm²
(2): B24 hoods/housings with 6 modules conductor cross-section 6mm²

**Number of contacts: 2**

| Identification | Conductor Cross-section | Gender | Part No. | Type Name | Dimensions (in mm) |
|---|---|---|---|---|---|
| CRIMP termination | 1.5 ... 10mm² | Female | 10 38 002 2220 | IMC-002-CF | Female 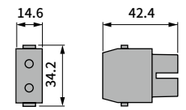  |
| | | Male | 10 38 002 2120 | IMC-002-CM | Male 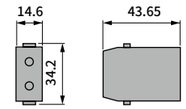  |
| AXIAL SCREW termination | 6 ... 10mm² | Female | 10 38 002 1211 | IMC-002.2-F | Female 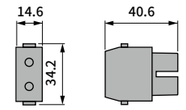  |
| | | Male | 10 38 002 1111 | IMC-002.2-M | |
| | 2.5 ... 8mm² | Female | 10 38 002 1210 | IMC-002.1-F | Male 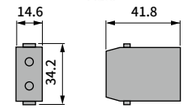  |
| | | Male | 10 38 002 1110 | IMC-002.1-M | |

Please order CC crimp contacts separately

Sare® Modules

## Features

- Power up to 40A

## Technical characteristics

| | | |
|---|---|---|
| Number of contacts | | 3 |
| Rated current | [A] | 40 |
| Rated voltage | [V] | 690 |
| Rated impulse voltage | [kV] | 8 |
| Pollution degree | | 3 |
| Insulation resistance | [Ω] | ⩾ $10^{10}$ |
| Contact resistance (Crimp termination) | [mΩ] | ⩽ 1 |
| Contact resistance (Axial screw termination) | [mΩ] | ⩽ 0.3 |
| Limiting temperature | [°C ] | -40 ... +125 |
| Material(insert) | | Polycarbonate |
| Color(insert) | | RAL7032(Pebble grey) |
| Material(contact) | | Copper alloy |
| Mating cycles | | ⩾ 500 |
| Material flammability class acc. to UL94 | | V-0 |
| RoHS | | Compliant |

## Specifications

Compliant:

IEC 60664-1,
IEC 61984

## Derating Diagramm

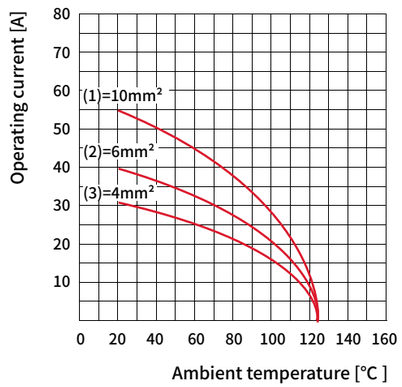


(1): B24 hoods/housings with 6 modules conductor cross-section 10mm²
(2): B24 hoods/housings with 6 modules conductor cross-section 6mm²
(3): B24 hoods/housings with 6 modules conductor cross-section 4mm²

**Number of contacts: 3**

| Identification | Conductor Cross-section | Gender | Part No. | Type Name | Dimensions (in mm) |
|---|---|---|---|---|---|
| CRIMP termination | 1.5 ... 6mm² | Female | 10 38 003 2200 | IMC-003-CF | Female 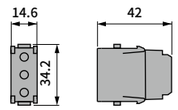  |
| | | Male | 10 38 003 2100 | IMC-003-CM | Male 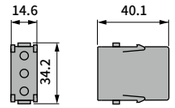  |
| AXIAL SCREW termination | 6 ... 10mm² | Female | 10 38 003 1211 | IMC-003.2-F | Female 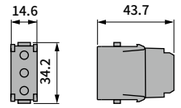  |
| | | Male | 10 38 003 1111 | IMC-003.2-M | |
| | 2.5 ... 8mm² | Female | 10 38 003 1210 | IMC-003.1-F | Male 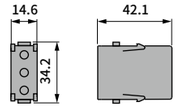  |
| | | Male | 10 38 003 1110 | IMC-003.1-M | |

Please order CC crimp contacts separately

Sare® Modules

## Features

- Suitable for Sare® CC Crimp contacts
- Working voltage up to 830V
- High density of contacts

## Technical characteristics

| | | |
|---|---|---|
| Number of contacts | | 4 |
| Rated current | [A] | 40 |
| Rated voltage | [V] | 830 |
| Rated impulse voltage | [kV] | 8 |
| Pollution degree | | 3 |
| Insulation resistance | [Ω] | $\geqslant 10^{10}$ |
| Contact resistance | [mΩ] | $\leqslant 1$ |
| Limiting temperature | [°C ] | -40 ... +125 |
| Material(insert) | | Polycarbonate |
| Color(insert) | | RAL7032(Pebble grey) |
| Material(contact) | | Copper alloy |
| Mating cycles | | $\geqslant 500$ |
| Material flammability class acc. to UL94 | | V-0 |
| RoHS | | Compliant |

## Specifications

Compliant:

IEC 60664-1,
IEC 61984

## Derating Diagramm

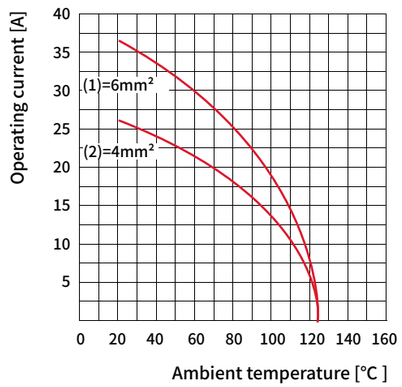


(1): B24 hoods/housings with 6 modules conductor cross-section 6mm²
(2): B24 hoods/housings with 6 modules conductor cross-section 4mm²

**Number of contacts: 4**

| Identification | Conductor Cross-section | Gender | Part No. | Type Name | Dimensions (in mm) |
|---|---|---|---|---|---|
| CRIMP termination | 1.5 ... 6mm² | Female | 10 38 004 2200 | IMCC-004-CF | 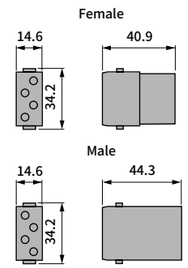 |
| | | Male | 10 38 004 2100 | IMCC-004-CM | |

Please order CC crimp contacts separately



Sare® Modules

Sare® Modules

## Features

- Power circuits up to 40A and signal circuits up to 10A

## Technical characteristics

| | | |
|---|---|---|
| Number of contacts(Power + Signal) | | 4 + 3 |
| - Power Ratings: | | |
| Rated current | [A] | 40 |
| Rated voltage | [V] | 830 |
| Rated impulse voltage | [kV] | 8 |
| Pollution degree | | 3 |
| Contact resistance | [mΩ] | ⩽ 1 |
| - Signal Ratings: | | |
| Rated current(signal) | [A] | 10 |
| Rated voltage(signal) | [V] | 830 |
| Rated impulse voltage(signal) | [kV] | 8 |
| Pollution degree(signal) | | 3 |
| Contact resistance(signal) | [mΩ] | ⩽ 3 |
| Insulation resistance | [Ω] | ⩾ $10^{10}$ |
| Limiting temperature | [°C ] | -40 ... +125 |
| Material(insert) | | Polycarbonate |
| Color(insert) | | RAL7032(Pebble grey) |
| Material(contact) | | Copper alloy |
| Mating cycles | | ⩾ 500 |
| Material flammability class acc. to UL94 | | V-0 |
| RoHS | | Compliant |

## Specifications

Compliant:

IEC 60664-1,
IEC 61984

## Derating Diagramm

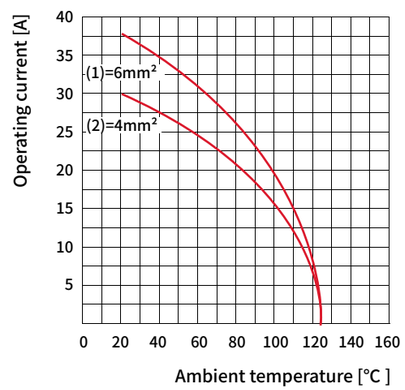


(1): B24 hoods/housings with 6 modules conductor cross-section 6mm²
(2): B24 hoods/housings with 6 modules conductor cross-section 4mm²

**Number of contacts: 3 + 4(additional signal contacts)**

| Identification | Conductor Cross-section | Gender | Part No. | Type Name | Dimensions (in mm) |
|---|---|---|---|---|---|
| CRIMP termination | 0.14 ... 6mm² | Female | 10 38 007 2200 | IMCD-003/4-CF | 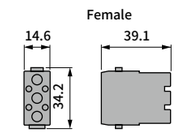 |
| | | Male | 10 38 007 2100 | IMCD-003/4-CM | 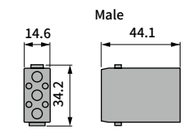 |

Please order CC and CD crimp contacts separately



Sare® Modules

Sare® Modules

## Features

- Reliable spring termination
- No special tools required

## Technical characteristics

| | | |
|---|---|---|
| Number of contacts | | 5 |
| Rated current | [A] | 16 |
| Rated voltage | [V] | 400 |
| Rated impulse voltage | [kV] | 6 |
| Pollution degree | | 3 |
| Insulation resistance | [Ω] | ⩾ $10^{10}$ |
| Contact resistance | [mΩ] | ⩽ 3 |
| Limiting temperature | [°C ] | -40 ... +125 |
| Material(insert) | | Polycarbonate |
| Color(insert) | | RAL7032(Pebble grey) |
| Material(contact) | | Copper alloy |
| Mating cycles | | ⩾ 500 |
| Material flammability class acc. to UL94 | | V-0 |
| RoHS | | Compliant |

## Specifications

Compliant:

IEC 60664-1,
IEC 61984

## Derating Diagramm

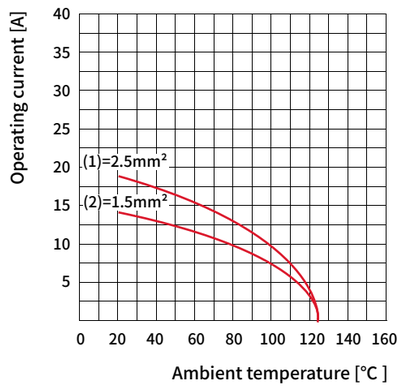


(1): B24 hoods/housings with 6 modules conductor cross-section 2.5mm²
(2): B24 hoods/housings with 6 modules conductor cross-section 1.5mm²

**Number of contacts: 5**

| Identification | Conductor Cross-section | Gender | Part No. | Type Name | Dimensions (in mm) |
|---|---|---|---|---|---|
| SPRING termination  | 0.14 ... 2.5mm² | Female | 10 38 005 3200 | IME-005-SF | Female 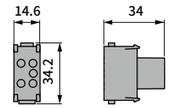 |
| | | Male | 10 38 005 3100 | IME-005-SM | Male 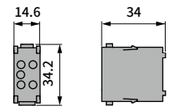 |

Sare® Modules

## Features

- Working voltage up to 830V
- Suitable for Sare® CE crimp contacts

## Technical characteristics

| | | |
|---|---|---|
| Number of contacts | | 6 |
| Rated current | [A] | 16 |
| Rated voltage | [V] | 830 |
| Rated impulse voltage | [kV] | 8 |
| Pollution degree | | 3 |
| Insulation resistance | [Ω] | $\geqslant 10^{10}$ |
| Contact resistance | [mΩ] | $\leqslant 1$ |
| Limiting temperature | [°C ] | -40 ... +125 |
| Material(insert) | | Polycarbonate |
| Color(insert) | | RAL7032(Pebble grey) |
| Material(contact) | | Copper alloy |
| Mating cycles | | $\geqslant 500$ |
| Material flammability class acc. to UL94 | | V-0 |
| RoHS | | Compliant |

## Specifications

Compliant:

IEC 60664-1,
IEC 61984

## Derating Diagramm

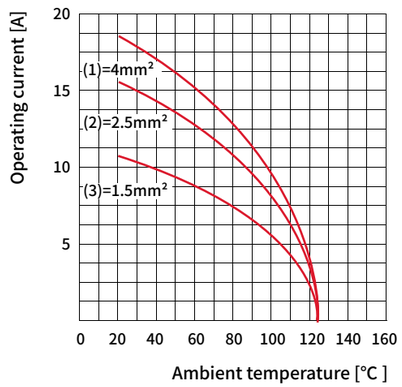


(1): B24 hoods/housings with 6 modules conductor cross-section 4mm²
(2): B24 hoods/housings with 6 modules conductor cross-section 2.5mm²
(3): B24 hoods/housings with 6 modules conductor cross-section 1.5mm²

**Number of contacts: 6**

| Identification | Conductor Cross-section | Gender | Part No. | Type Name | Dimensions (in mm) |
|---|---|---|---|---|---|
| CRIMP termination | 0.14 ... 4mm² | Female | 10 38 006 2210 | IMEP-006-CF | 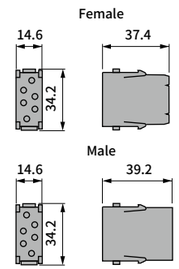 |
| | | Male | 10 38 006 2110 | IMEP-006-CM | |

Please order CE crimp contacts separately

## Features

- Power up to 16A
- Crimp termination available

## Technical characteristics

| | | |
|---|---|---|
| Number of contacts | | 6 |
| Rated current | [A] | 16 |
| Rated voltage | [V] | 500 |
| Rated impulse voltage | [kV] | 6 |
| Pollution degree | | 3 |
| Insulation resistance | [Ω] | ⩾ $10^{10}$ |
| Contact resistance | [mΩ] | ⩽ 1 |
| Limiting temperature | [°C ] | -40 ... +125 |
| Material(insert) | | Polycarbonate |
| Color(insert) | | RAL7032(Pebble grey) |
| Material(contact) | | Copper alloy |
| Mating cycles | | ⩾ 500 |
| Material flammability class acc. to UL94 | | V-0 |
| RoHS | | Compliant |

## Specifications

Compliant:

IEC 60664-1,
IEC 61984

## Derating Diagramm

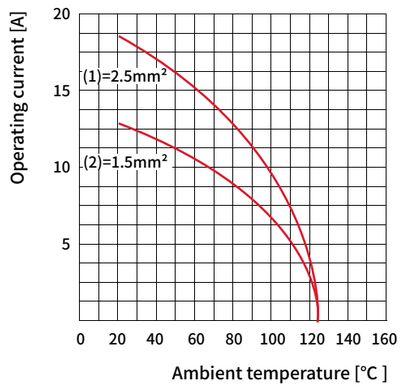


(1): B24 hoods/housings with 6 modules conductor cross-section 2.5mm²
(2): B24 hoods/housings with 6 modules conductor cross-section 1.5mm²

**Number of contacts: 6**

| Identification | Conductor Cross-section | Gender | Part No. | Type Name | Dimensions (in mm) |
|---|---|---|---|---|---|
| CRIMP termination | 0.14 ... 4mm² | Female | 10 38 006 2200 | IME-006-CF | |
| | | Male | 10 38 006 2100 | IME-006-CM | |

Please order CE crimp contacts separately

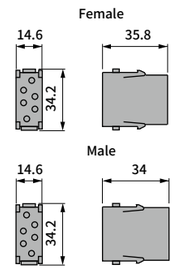


Sare® Modules

## Features

- High packing density
- Crimp termination available

## Technical characteristics

| | | |
|---|---|---|
| Number of contacts | | 8 |
| Rated current | [A] | 16 |
| Rated voltage | [V] | 400 |
| Rated impulse voltage | [kV] | 6 |
| Pollution degree | | 3 |
| Insulation resistance | [Ω] | $\geqslant 10^{10}$ |
| Contact resistance | [mΩ] | $\leqslant 1$ |
| Limiting temperature | [°C ] | -40 ... +125 |
| Material(insert) | | Polycarbonate |
| Color(insert) | | RAL7032(Pebble grey) |
| Material(contact) | | Copper alloy |
| Mating cycles | | $\geqslant 500$ |
| Material flammability class acc. to UL94 | | V-0 |
| RoHS | | Compliant |

## Specifications

Compliant:

IEC 60664-1,
IEC 61984

## Derating Diagramm

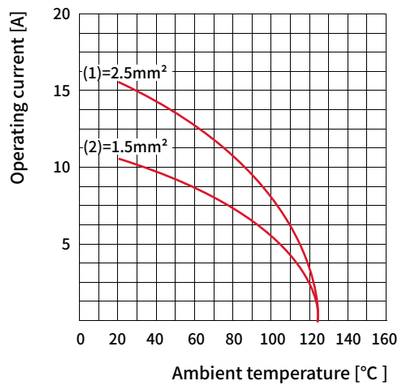


(1): B24 hoods/housings with 6 modules conductor cross-section 2.5mm²
(2): B24 hoods/housings with 6 modules conductor cross-section 1.5mm²

**Number of contacts: 8**

| Identification | Conductor Cross-section | Gender | Part No. | Type Name | Dimensions (in mm) |
|---|---|---|---|---|---|
| CRIMP termination | 0.14 ... 4mm² | Female | 10 38 008 2200 | IMEE-008-CF | |
| | | Male | 10 38 008 2100 | IMEE-008-CM | |

Please order CE crimp contacts separately

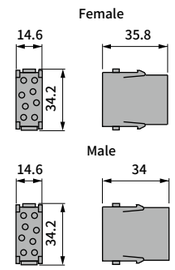

## Features

- Power up to 16A
- Suitable for Sare® CE Crimp contacts
- High density of crimping contacts

## Technical characteristics

| | | |
|---|---|---|
| Number of contacts | | 20 |
| Rated current | [A] | 16 |
| Rated voltage | [V] | 500 |
| Rated impulse voltage | [kV] | 6 |
| Pollution degree | | 3 |
| Insulation resistance | [Ω] | $\geqslant 10^{10}$ |
| Contact resistance | [mΩ] | $\leqslant 1$ |
| Limiting temperature | [°C ] | -40 ... +125 |
| Material(insert) | | Polycarbonate |
| Color(insert) | | RAL7032(Pebble grey) |
| Material(contact) | | Copper alloy |
| Mating cycles | | $\geqslant 500$ |
| Material flammability class acc. to UL94 | | V-0 |
| RoHS | | Compliant |

## Specifications

Compliant:

IEC 60664-1,
IEC 61984

## Derating Diagramm

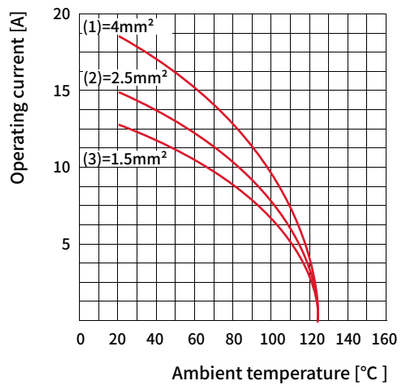


(1): B24 hoods/housings with 3 modules conductor cross-section 4mm²
(2): B24 hoods/housings with 3 modules conductor cross-section 2.5mm²
(3): B24 hoods/housings with 3 modules conductor cross-section 1.5mm²

**Number of contacts: 20**

| Identification | Conductor Cross-section | Gender | Part No. | Type Name | Dimensions (in mm) |
|---|---|---|---|---|---|
| CRIMP termination | 0.14 ... 4mm² | Female | 10 38 020 2200 | I2MEEE-020-CF | 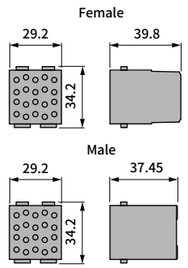 |
| | | Male | 10 38 020 2100 | I2MEEE-020-CM | |

Please order CE crimp contacts separately

Sare® Modules

## Features

- Signal up to 10A
- Crimp termination available

## Technical characteristics

| | | |
|---|---|---|
| Number of contacts | | 12 |
| Rated current | [A] | 10 |
| Rated voltage | [V] | 250 |
| Rated impulse voltage | [kV] | 4 |
| Pollution degree | | 3 |
| Insulation resistance | [Ω] | $\geqslant 10^{10}$ |
| Contact resistance | [mΩ] | $\leqslant 1$ |
| Limiting temperature | [°C ] | -40 ... +125 |
| Material(insert) | | Polycarbonate |
| Color(insert) | | RAL7032(Pebble grey) |
| Material(contact) | | Copper alloy |
| Mating cycles | | $\geqslant 500$ |
| Material flammability class acc. to UL94 | | V-0 |
| RoHS | | Compliant |

## Specifications

Compliant:

IEC 60664-1,
IEC 61984

## Derating Diagramm

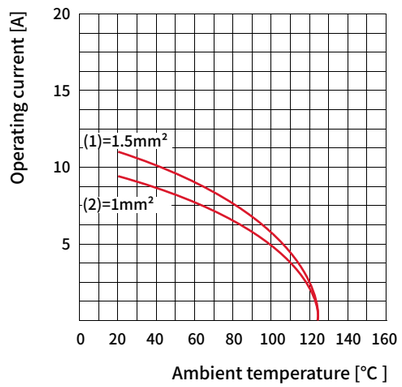


(1): B24 hoods/housings with 6 modules conductor cross-section 1.5mm²
(2): B24 hoods/housings with 6 modules conductor cross-section 1mm²

**Number of contacts: 12**

| Identification | Conductor Cross-section | Gender | Part No. | Type Name | Dimensions (in mm) |
|---|---|---|---|---|---|
| CRIMP termination | 0.14 ... 2.5mm² | Female | 10 38 012 2200 | IMDD-012-CF | |
| | | Male | 10 38 012 2100 | IMDD-012-CM | |

Please order CD crimp contacts separately

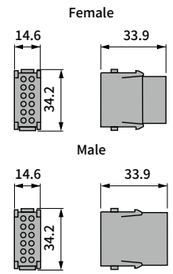


Sare® Modules

## Features

- High packing density
- Suitable for Sare® CD Crimp contacts

## Technical characteristics

| | | |
|---|---|---|
| Number of contacts | | 17 |
| Rated current | [A] | 10 |
| Rated voltage | [V] | 160 |
| Rated impulse voltage | [kV] | 2.5 |
| Pollution degree | | 3 |
| Insulation resistance | [Ω] | ⩾ $10^{10}$ |
| Contact resistance | [mΩ] | ⩽ 3 |
| Limiting temperature | [°C ] | -40 ... +125 |
| Material(insert) | | Polycarbonate |
| Color(insert) | | RAL7032(Pebble grey) |
| Material(contact) | | Copper alloy |
| Mating cycles | | ⩾ 500 |
| Material flammability class acc. to UL94 | | V-0 |
| RoHS | | Compliant |

## Specifications

Compliant:

IEC 60664-1,
IEC 61984

## Derating Diagramm

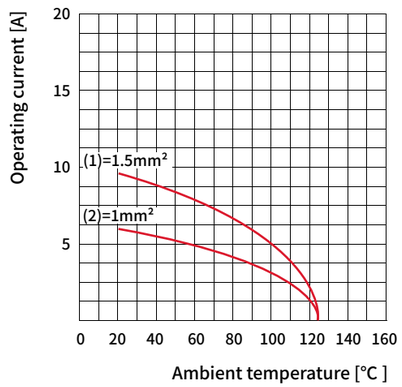


(1): B24 hoods/housings with 6 modules conductor cross-section 1.5mm²
(2): B24 hoods/housings with 6 modules conductor cross-section 1mm²

**Number of contacts: 17**

| Identification | Conductor Cross-section | Gender | Part No. | Type Name | Dimensions (in mm) |
|---|---|---|---|---|---|
| CRIMP termination | 0.14 ... 2.5mm² | Female | 10 38 017 2200 | IMDDD-017-CF | |
| | | Male | 10 38 017 2100 | IMDDD-017-CM | |

Please order CD crimp contacts separately

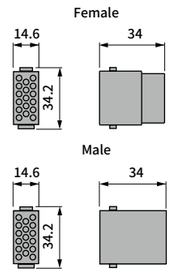


Sare® Modules

## Features

- High packing density

## Technical characteristics

| | | |
|---|---|---|
| Number of contacts | | 42 |
| Rated current | [A] | 10 |
| Rated voltage | [V] | 160 |
| Rated impulse voltage | [kV] | 2.5 |
| Pollution degree | | 3 |
| Insulation resistance | [Ω] | $\geqslant 10^{10}$ |
| Contact resistance | [mΩ] | $\leqslant 3$ |
| Limiting temperature | [°C ] | -40 ... +125 |
| Material(insert) | | Polycarbonate |
| Color(insert) | | RAL7032(Pebble grey) |
| Material(contact) | | Copper alloy |
| Mating cycles | | $\geqslant 500$ |
| Material flammability class acc. to UL94 | | V-0 |
| RoHS | | Compliant |

## Specifications

Compliant:

IEC 60664-1,
IEC 61984

## Derating Diagramm

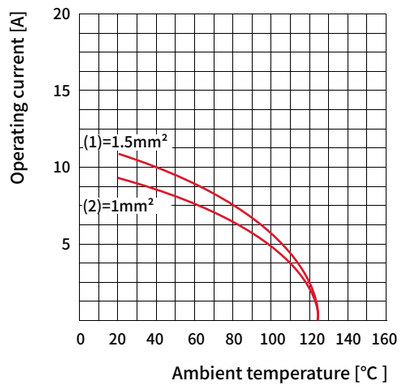


(1): B24 hoods/housings with 3 modules conductor cross-section 1.5mm²
(2): B24 hoods/housings with 3 modules conductor cross-section 1mm²

**Number of contacts: 42**

| Identification | Conductor Cross-section | Gender | Part No. | Type Name | Dimensions (in mm) |
|---|---|---|---|---|---|
| CRIMP termination | 0.14 ... 2.5mm² | Female | 10 38 042 2200 | I2MDD-042-CF | |
| | | Male | 10 38 042 2100 | I2MDD-042-CM | |

Please order CD crimp contacts separately

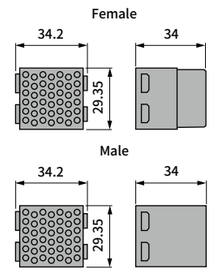


Sare® Modules

## Features

- High packing density
- Suitable for standard Sare® C-Sub crimp contacts

## Technical characteristics

| | | |
|---|---|---|
| Number of contacts | | 25 |
| Rated current | [A] | 4 |
| Rated voltage | [V] | 50 |
| Rated impulse voltage | [kV] | 0.8 |
| Pollution degree | | 3 |
| Insulation resistance | [Ω] | $\geqslant 10^{10}$ |
| Contact resistance | [mΩ] | $\leqslant$ 10 |
| Limiting temperature | [°C ] | -40 ... +125 |
| Material(insert) | | Polycarbonate |
| Color(insert) | | RAL7032(Pebble grey) |
| Material(contact) | | Copper alloy |
| Mating cycles | | $\geqslant$ 500 |
| Material flammability class acc. to UL94 | | V-0 |
| RoHS | | Compliant |

## Specifications

Compliant:

IEC 60664-1,
IEC 61984

## Derating Diagramm

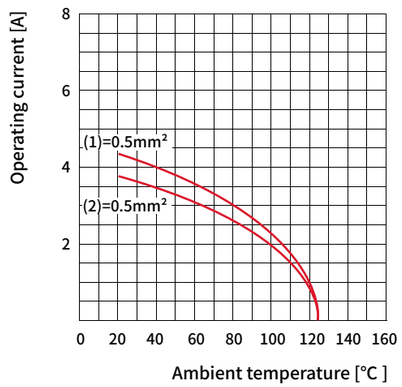


(1): B24 hoods/housings with 6 modules;
turned contacts conductor cross-section 0.5mm²
(2): B24 hoods/housings with 6 modules;
stamped contacts conductor cross-section 0.5mm²

**Number of contacts: 25**

| Identification | Conductor Cross-section | Gender | Part No. | Type Name | Dimensions (in mm) |
|---|---|---|---|---|---|
| CRIMP termination | 0.09 ... 0.52mm² | Female | 10 38 025 2200 | IMS-025-CF | |
| | | Male | 10 38 025 2100 | IMS-025-CM | |

Please order Csub crimp contacts separately

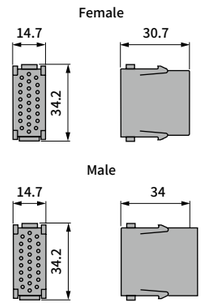

Sare® Modules

## Technical characteristics

| | | |
|---|---|---|
| Rated current | [A] | 10 |
| Rated voltage | [V] | 50 |
| Rated impulse voltage | [kV] | 0.8 |
| Pollution degree | | 3 |
| Insulation resistance | [Ω] | $\geqslant 10^{10}$ |
| Contact resistance | [mΩ] | ⩽ 3 |
| Contact resistance (shielding) | [mΩ] | ⩽ 10 |
| Impedance | [Ω] | 75 |
| Limiting temperature | [°C ] | -40 ... +125 |
| Material(insert) | | Polycarbonate |
| Material(shielding) | | Zinc die-cast, nickel plated |
| Color(insert) | | RAL7032(Pebble grey) |
| Material(contact) | | Copper alloy |
| Mating cycles | | ⩾ 500 |
| Material flammability class acc. to UL94 | | V-0 |
| RoHS | | Compliant |

## Specifications

Compliant:

IEC 60664-1,
IEC 61984

**Number of contacts: 1 + Shielding**

| Identification | Conductor Cross-section | Gender | Part No. | Type Name | Dimensions (in mm) |
|---|---|---|---|---|---|
| Quin-Shielded modules | | Female | 10 38 002 0200 | I2M-002-F | 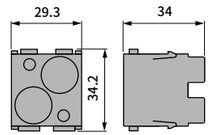  |
| | | Male | 10 38 002 0100 | I2M-002-M | 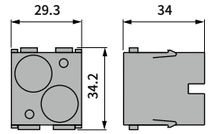  |
| CRIMP termination | 0.14 ... 2.5mm² | Female | 10 38 001 0200 | QD-001-CF | 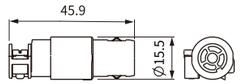  |
| | | Male | 10 38 001 0100 | QD-001-CM | 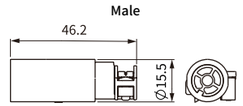  |

Please order CD crimp contacts separately

Sare® Modules

## Features

- Suitable for the transmission of sensitive signals

## Technical characteristics

| | | |
|---|---|---|
| Rated current | [A] | 10 |
| Rated voltage | [V] | 50 |
| Rated impulse voltage | [kV] | 0.8 |
| Pollution degree | | 3 |
| Insulation resistance | [Ω] | ⩾ $10^{10}$ |
| Contact resistance | [mΩ] | ⩽ 3 |
| Contact resistance (shielding) | [mΩ] | ⩽ 10 |
| Limiting temperature | [°C ] | -40 ... +125 |
| Material(insert) | | Polycarbonate |
| Material(shielding) | | Zinc die-cast, nickel plated |
| Color(insert) | | RAL7032(Pebble grey) |
| Material(contact) | | Copper alloy |
| Material(accessories) | | Metal |
| Mating cycles | | ⩾ 500 |
| Material flammability class acc. to UL94 | | V-0 |
| RoHS | | Compliant |

## Specifications

Compliant:

IEC 60664-1,
IEC 61984

**Number of contacts: 4 + Shielding**

| Identification | Conductor Cross-section | Gender | Part No. | Type Name | Dimensions (in mm) |
|---|---|---|---|---|---|
| Quin-Shielded modules | | Female | 10 38 002 0200 | I2M-002-F | 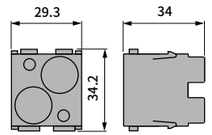  |
| | | Male | 10 38 002 0100 | I2M-002-M | 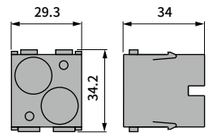  |
| CRIMP termination | 0.14 ... 2.5mm² | Female | 10 38 004 0200 | QD-004-CF | 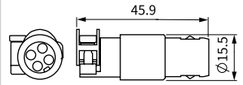  |
| | | Male | 10 38 004 0100 | QD-004-CM | 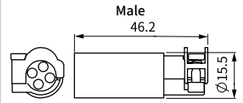  |
| Module Adapter (Optional) | | | 10 38 002 8000 | I2M-002-ADPT | 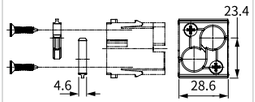  |

Please order CD crimp contacts separately

Sare® Modules

## Technical characteristics

| | | |
|---|---|---|
| Rated current | [A] | 5 |
| Rated voltage | [V] | 50 |
| Rated impulse voltage | [kV] | 0.8 |
| Pollution degree | | 3 |
| Insulation resistance | [Ω] | ⩾ $10^{10}$ |
| Contact resistance | [mΩ] | ⩽ 10 |
| Contact resistance (shielding) | [mΩ] | ⩽ 10 |
| Limiting temperature | [°C ] | -40 ... +125 |
| Material(insert) | | Polycarbonate |
| Material(shielding) | | Zinc die-cast, nickel plated |
| Color(insert) | | RAL7032(Pebble grey) |
| Material(contact) | | Copper alloy |
| Material(accessories) | | Metal |
| Mating cycles | | ⩾ 500 |
| Material flammability class acc. to UL94 | | V-0 |
| RoHS | | Compliant |

## Specifications

Compliant:

IEC 60664-1,
IEC 61984

**Number of contacts: 8 + Shielding**

| Identification | Conductor Cross-section | Gender | Part No. | Type Name | Dimensions (in mm) |
|---|---|---|---|---|---|
| Quin-Shielded modules | | Female | 10 38 002 0200 | I2M-002-F | 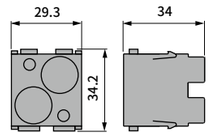  |
| | | Male | 10 38 002 0100 | I2M-002-M | 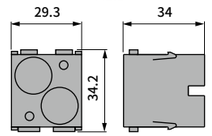  |
| CRIMP termination | 0.09 ... 0.52mm² | Female | 10 38 008 0200 | QS-008-CF | 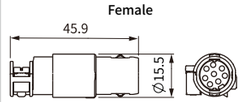  |
| | | Male | 10 38 008 0100 | QS-008-CM | 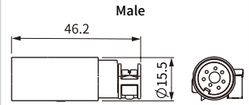  |
| Module Adapter (Optional) | | | 10 38 002 8000 | I2M-002-ADPT | 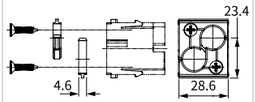  |

Please order Csub crimp contacts separately

Sare® Modules

## Features

- Suitable for FOC and coaxial contacts acc. to C-sub

## Technical characteristics

| | | |
|---|---|---|
| Number of contacts | | 4 |
| Rated current | [A] | 1.5 |
| Rated voltage | [V] | 50 |
| Insulation resistance | [Ω] | ⩾ $10^{10}$ |
| Contact resistance | [mΩ] | ⩽ 10 |
| Impedance | [Ω] | 50 |
| Limiting temperature | [°C ] | -40 ... +125 |
| Material(insert) | | Polycarbonate |
| Color(insert) | | RAL7032(Pebble grey) |
| Material(contact) | | Copper alloy |
| Mating cycles | | ⩾ 500 |
| Material flammability class acc. to UL94 | | V-0 |
| RoHS | | Compliant |

## Specifications

Compliant:

IEC 60664-1,
IEC 61984

**Number of contacts: 4**

| Identification | Conductor Cross-section | Gender | Part No. | Type Name | Dimensions (in mm) |
|---|---|---|---|---|---|
| CRIMP termination | | Female<br>Male | 10 38 004 2221<br>10 38 004 2120 | IMM-004D-CF<br>IMM-004-CM | 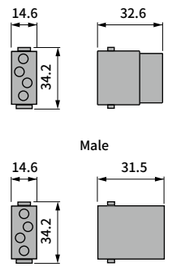  |
| Coaxial contact, SOLDER/CRIMP termination, 50Ω, for cables RG58, gold plated | | Female<br>Male | 10 38 004 0200<br>10 38 004 0100 | COAX-50R-SF(RG58)<br>COAX-50R-SM(RG58) | 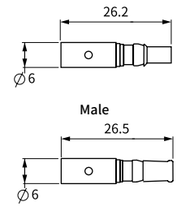  |
| Crimp contact for Multi Modules, C-sub series, turned, gold plated | 0.5 ... 1.0mm² | Female<br>Male | 10 38 004 7200<br>10 38 004 7100 | CMG-1.5-F<br>CMG-1.5-M | 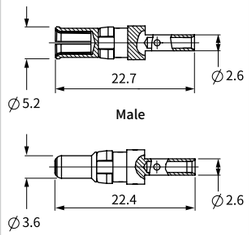  |

| Conductor cross-section(mm²) | | Stripping length(mm) |
|---|---|---|
| 0.5-1.0 | AWG 20-16 | 7.5 |

Sare® Modules

## Features

- For the transmission of clean and dry compressed air
- Female contacts with/without shut-off

## Technical characteristics

| | | |
|---|---|---|
| Number of contacts | | 3 |
| Limiting temperature | [°C ] | -40 ... +85 |
| Mating cycles | | ⩾ 10000(only in combination with the metal Docking Frame) |
| Tube Outer Diameter | [mm] | 3/4/6 |
| Material(insert) | | Polycarbonate |
| Color(insert) | | Blue |
| Material(contact) | | Brass |
| Material(seal) | | NBR |
| Material flammability class acc. to UL94 | | V-0 |
| RoHS | | Compliant |

## Specifications

Compliant:

IEC 60664-1,
IEC 61984

**Number of contacts: 3**

| Identification | Tube Outer Diameter | Gender | Part No. | Type Name | Dimensions (in mm) |
|---|---|---|---|---|---|
| Pneumatic module | | | 10 38 003 0000 | IMP-003 | 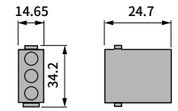  |
| Pneumatic contact, without shut-off, straight, Tube outer diameter | 3mm | Female | 10 38 000 7200 | CP-3-F | Female 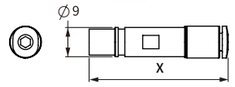  Male 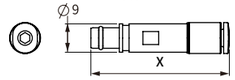  |
| | | Male | 10 38 000 7100 | CP-3-M | |
| | 4mm | Female | 10 38 000 7201 | CP-4-F | |
| | | Male | 10 38 000 7101 | CP-4-M | |
| | 6mm | Female | 10 38 000 7202 | CP-6-F | |
| | | Male | 10 38 000 7102 | CP-6-M | |

| Hose Inner Diameter | X Female | X Male |
|---|---|---|
| 3mm | 42.6 | 43.7 |
| 4mm | 42.8 | 43.9 |
| 6mm | 44.8 | 45.9 |

| | | | | | |
|---|---|---|---|---|---|
| Pneumatic contact, with shut-off, straight, Tube outer diameter | 3mm | Female | 10 38 000 7210 | CPS-3-F | Female 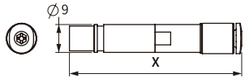  |
| | 4mm | Female | 10 38 000 7211 | CPS-4-F | |
| | 6mm | Female | 10 38 000 7212 | CPS-6-F | |

| Hose Inner Diameter | X Female | X - |
|---|---|---|
| 3mm | 47.9 | - |
| 4mm | 55.6 | - |
| 6mm | 57.6 | - |

| | | | | | |
|---|---|---|---|---|---|
| Removal tool | | | 10 99 000 0204 | TOOL-RP | |

Sare® Modules

## Features

- For the transmission of clean and dry compressed air
- Female contacts with/without shut-off

## Technical characteristics

| | | |
|---|---|---|
| Number of contacts | | 2 |
| Limiting temperature | [°C ] | -40 ... +85 |
| Mating cycles | | ⩾ 500 |
| Hose Inner Diameter | [mm] | 6 |
| Material(insert) | | Polycarbonate |
| Color(insert) | | Blue |
| Material(contact) | | Plastic |
| Material(seal) | | NBR |
| Material flammability class acc. to UL94 | | V-0 |
| RoHS | | Compliant |

## Specifications

Compliant:

IEC 60664-1,
IEC 61984

**Number of contacts: 2**

| Identification | Hose Inner Diameter | Gender | Part No. | Type Name | Dimensions (in mm) |
|---|---|---|---|---|---|
| Pneumatic module | | | 10 38 002 0010 | IMP-002/P | 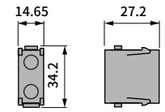  |
| Pneumatic contact, without shut-off, straight | 6mm | Female | 10 38 000 7223 | CP-6-F/P | Female 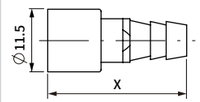  Male 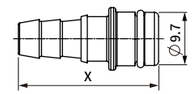  |
| | | Male | 10 38 000 7113 | CP-6-M/P | |
| Pneumatic contact, with shut-off, straight | 6mm | Female | 10 38 000 7233 | CPS-6-F/P | Female 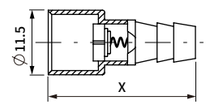  |

| Hose Inner Diameter | X Female | X Male |
|---|---|---|
| 6mm | 26.4mm | 25.8mm |

| Hose Inner Diameter | X Female | X - |
|---|---|---|
| 6mm | 26.3mm | - |

Sare® Modules

## Features

- For the transmission of clean and dry compressed air
- Female contacts with/without shut-off

## Technical characteristics

| | | |
|---|---|---|
| Number of contacts | | 3 |
| Limiting temperature | [°C ] | -40 ... +85 |
| Mating cycles | | ⩾ 500 |
| Hose Inner Diameter | [mm] | 1.6/3/4 |
| Material(insert) | | Polycarbonate |
| Color(insert) | | Blue |
| Material(contact) | | Plastic |
| Material(seal) | | NBR |
| Material flammability class acc. to UL94 | | V-0 |
| RoHS | | Compliant |

## Specifications

Compliant:

IEC 60664-1,
IEC 61984

**Number of contacts: 3**

| Identification | Hose Inner Diameter | Gender | Part No. | Type Name | Dimensions (in mm) |
|---|---|---|---|---|---|
| Pneumatic module | | | 10 38 003 0010 | IMP-003/P | 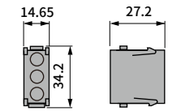  |
| Pneumatic contact, without shut-off, straight | 1.6mm | Female | 10 38 000 7220 | CP-1.6-F/P | Female 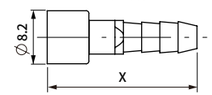  |
| | | Male | 10 38 000 7110 | CP-1.6-M/P | |
| | 3mm | Female | 10 38 000 7221 | CP-3-F/P | Male 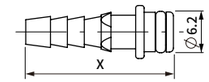  |
| | | Male | 10 38 000 7111 | CP-3-M/P | |
| | 4mm | Female | 10 38 000 7222 | CP-4-F/P | |
| | | Male | 10 38 000 7112 | CP-4-M/P | |
| Pneumatic contact, with shut-off, straight | 1.6mm | Female | 10 38 000 7230 | CPS-1.6-F/P | Female 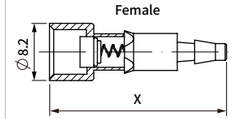  |
| | 3mm | Female | 10 38 000 7231 | CPS-3-F/P | |
| | 4mm | Female | 10 38 000 7232 | CPS-4-F/P | |

| Hose Inner Diameter | X Female | X Male |
|---|---|---|
| 1.6mm | 23mm | 19.2mm |
| 3mm | 25.5mm | 20.4mm |
| 4mm | 23mm | 22.7mm |

| Hose Inner Diameter | X Female | X - |
|---|---|---|
| 1.6mm | 23mm | - |
| 3mm | 25.5mm | - |
| 4mm | 23mm | - |

Inserts
Module Accessories



## Technical characteristics

| | |
|---|---|
| Material(module) | Polycarbonate |
| Material(locking) | Polycarbonate |
| Material(PE cable shoe) | Copper alloy |
| Material flammability class acc. to UL94 | V-0 |
| RoHS | Compliant |

## Specifications

Compliant:

IEC 60664-1,
IEC 61984

| Identification | Conductor Cross-section | Gender | Part No. | Type Name | Dimensions (in mm) |
|---|---|---|---|---|---|
| Dummy module | | | 10 38 000 0000 | IM-000 | 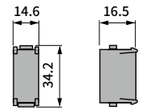  |
| Locking element, for hinged frames | | | 50 38 000 8000 | P.FMB-C | 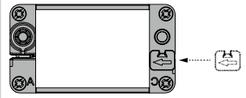  to fix the pre-assembled hinged frames |
| Cable shoe, for Modular Frame PE extension, for housings high construction only | 16mm² | | 10 38 000 9900 | PE-S16 | 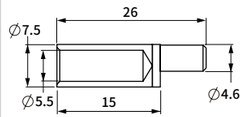  |

Sare® B

## Single locking

## General technical data

| | |
|---|---|
| Limiting temperature | -40 ... +125 °C |
| Degree of protection acc. to IEC | IP67 |
| Degree of protection acc. to NEMA 250 | 4, 4X, 12 |
| Material(housing) | Aluminium die-cast |
| Color(housing) | RAL7037(dust grey) |
| Material(housing seal) | NBR |
| Material(locking) | Polycarbonate, Stainless steel |
| Color(locking) | RAL 7037(dust grey) |
| Material flammability class acc. to UL94 | V-0 |
| RoHS | Compliant |

| Identification | Cable entry | Part No. | Type Name | Dimensions (in mm) |
|---|---|---|---|---|
| Hood, top entry low construction | 1 x M20 | 10 11 006 0001 | HB06-TE-DB-M20 | |
| Hood, side entry low construction | 1 x M20 | 10 11 006 0101 | HB06-SE-DB-M20 | |
| | 1 x M25 | 10 11 006 0102 | HB06-SE-DB-M25 | |
| Hood, high construction | Top entry | | | |
| | 1 x M25 | 10 11 006 1002 | HB06-HTE-DB-M25 | |
| | 1 x M32 | 10 11 006 1003 | HB06-HTE-DB-M32 | |
| | Side entry | | | |
| | 1 x M25 | 10 11 006 1102 | HB06-HSE-DB-M25 | |
| | 1 x M32 | 10 11 006 1103 | HB06-HSE-DB-M32 | |
| | No entry | 10 11 006 1300 | HB06-HNE-DB | |

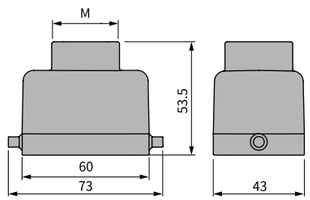


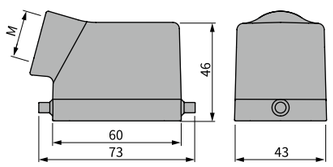


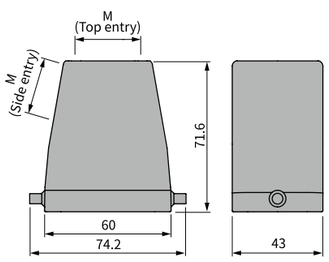






Sare® B

| Identification | Cable entry | Part No. | Type Name | Dimensions (in mm) |
|---|---|---|---|---|
| Bulkhead mounted housings | No cover | 10 11 006 0510 | HB06-BM-SL | |
| | Plastic cover | 10 11 006 0551 | HB06-BM-PC-SL | |
| | Metal cover | 10 11 006 0552 | HB06-BM-MC-SL | |
| | Stainless steel lever options also available | | | |
| Surface mounted housings, low construction | No cover | | | |
| | 1 x M20 | 10 11 006 0611 | HB06-SM-SL-M20 | |
| | 2 x M20 | 10 11 006 0613 | HB06-SM-SL-2M20 | |
| | Plastic cover | | | |
| | 1 x M20 | 10 11 006 0651 | HB06-SM-PC-SL-M20 | |
| | 2 x M20 | 10 11 006 0653 | HB06-SM-PC-SL-2M20 | |
| | Metal cover | | | |
| | 1 x M20 | 10 11 006 0652 | HB06-SM-MC-SL-M20 | |
| | 2 x M20 | 10 11 006 0654 | HB06-SM-MC-SL-2M20 | |
| Surface mounted housings, high construction | No cover | | | |
| | 2 x M25 | 10 11 006 1612 | HB06-HSM-SL-2M25 | |
| | 2 x M32 | 10 11 006 1613 | HB06-HSM-SL-2M32 | |
| | Plastic cover | | | |
| | 2 x M25 | 10 11 006 1652 | HB06-HSM-PC-SL-2M25 | |
| | 2 x M32 | 10 11 006 1653 | HB06-HSM-PC-SL-2M32 | |
| | Metal cover | | | |
| | 2 x M25 | 10 11 006 1655 | HB06-HSM-MC-SL-2M25 | |
| | 2 x M32 | 10 11 006 1656 | HB06-HSM-MC-SL-2M32 | |

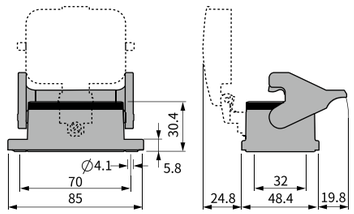


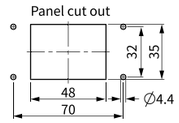




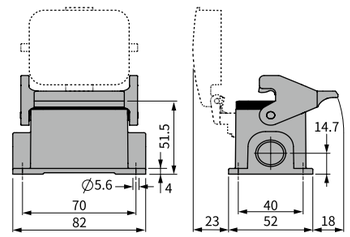

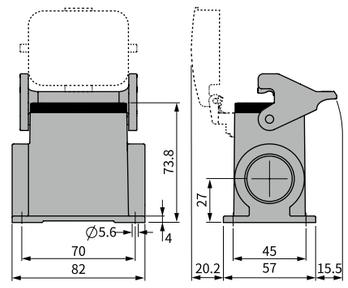

Sare® B

| Identification | Cable entry | Part No. | Type Name | Dimensions (in mm) |
|---|---|---|---|---|
| Cable to cable housings, low construction | 1 x M20 | 10 11 006 0411 | HB06-CTC-SL-M20 | 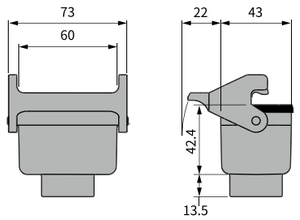  |
| Cable to cable housings, high construction | 1 x M25<br>1 x M32 | 10 11 006 1412<br>10 11 006 1413 | HB06-HCTC-SL-M25<br>HB06-HCTC-SL-M32 | 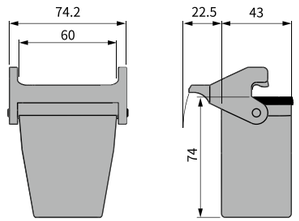  |



Housings Standard
Housing Size B06

Sare® B

| Identification | Cable entry | Part No. | Type Name | Dimensions (in mm) |
|---|---|---|---|---|
| Cover, metal, for hoods, with fixing cord | | 10 11 006 0810 | HB06-MC/C-SL-O | 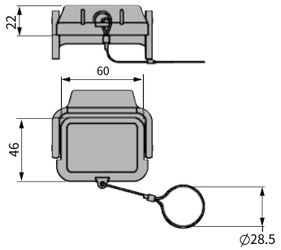  |
| Cover, metal, for surface mounted, for cable to cable, with fixing cord | | 10 11 006 0802 | HB06-MC/B-DP-O | 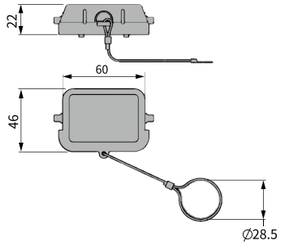  |
| Cover, metal, for bulkhead mounted, for surface mounted, with fixing cord | | 10 11 006 0801 | HB06-MC/B-DP-T | 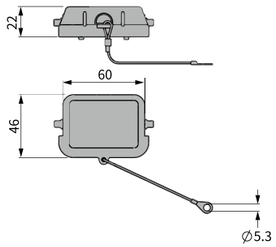  |
| Cover, thermoplastic, for bulkhead mounted, for surface mounted | | 10 11 006 0800 | HB06-PC/B-DB | 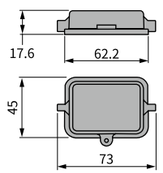  |

Sare® B

## Central locking

## General technical data

| | |
|---|---|
| Limiting temperature | -40 ... +125 °C |
| Degree of protection acc. to IEC | IP67 |
| Degree of protection acc. to NEMA 250 | 4, 4X, 12 |
| Material(housing) | Aluminium die-cast |
| Color(housing) | RAL7037(dust grey) |
| Material(housing seal) | NBR |
| Material(locking) | Stainless steel |
| Color(locking) | RAL 7037(dust grey) |
| Material flammability class acc. to UL94 | V-0 |
| RoHS | Compliant |

| Identification | Cable entry | Part No. | Type Name | Dimensions (in mm) |
|---|---|---|---|---|
| Hood, high construction | Side entry | | | 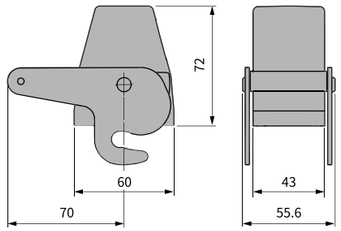  |
| | 1 x M25 | 10 11 006 1132 | HB06-HSE-CL/S-M25 | |
| | 1 x M32 | 10 11 006 1133 | HB06-HSE-CL/S-M32 | |
| Bulkhead mounted housings | | 10 11 006 0530 | HB06-BM-CR | 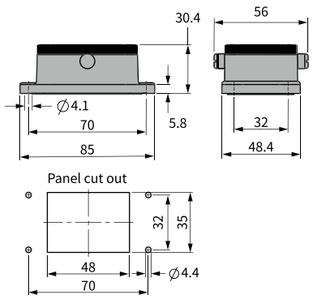  |



Housings Standard
Housing Size B06

Sare® B

| Identification | Cable entry | Part No. | Type Name | Dimensions (in mm) |
|---|---|---|---|---|

PG articles also available - via www.inkonn.com

Sare® B

## Double locking

## General technical data

| | |
|---|---|
| Limiting temperature | -40 ... +125 °C |
| Degree of protection acc. to IEC | IP67 |
| Degree of protection acc. to NEMA 250 | 4, 4X, 12 |
| Material(housing) | Aluminium die-cast |
| Color(housing) | RAL7037(dust grey) |
| Material(housing seal) | NBR |
| Material(locking) | Polycarbonate, Stainless steel |
| Color(locking) | RAL 7037(dust grey) |
| Material flammability class acc. to UL94 | V-0 |
| RoHS | Compliant |

| Identification | Cable entry | Part No. | Type Name | Dimensions (in mm) |
|---|---|---|---|---|
| Hood, top entry low construction | 1 x M20 | 10 11 010 0041 | HB10-TE-QB-M20 | 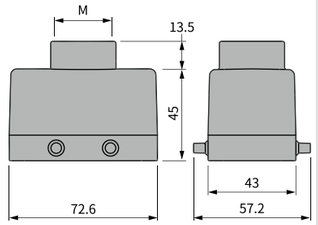  |
| | 1 x M25 | 10 11 010 0042 | HB10-TE-QB-M25 | |
| Hood, side entry low construction | 1 x M20 | 10 11 010 0141 | HB10-SE-QB-M20 | 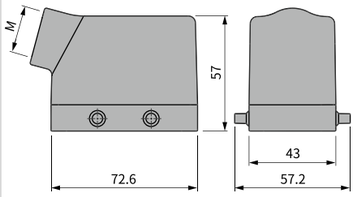  |
| | 1 x M25 | 10 11 010 0142 | HB10-SE-QB-M25 | |
| Hood, high construction | Top entry | | | 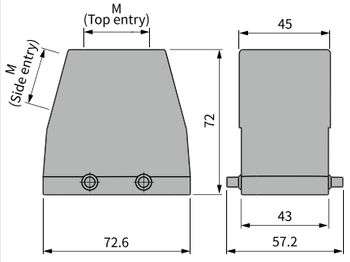  |
| | 1 x M25 | 10 11 010 1042 | HB10-HTE-QB-M25 | |
| | 1 x M32 | 10 11 010 1043 | HB10-HTE-QB-M32 | |
| | 1 x M40 | 10 11 010 1044 | HB10-HTE-QB-M40 | |
| | 2 x M20 | 10 11 010 1041 | HB10-HTE-QB-2M20 | |
| | Side entry | | | |
| | 1 x M25 | 10 11 010 1142 | HB10-HSE-QB-M25 | |
| | 1 x M32 | 10 11 010 1143 | HB10-HSE-QB-M32 | |
| | No entry | 10 11 010 1340 | HB10-HNE-QB | |

PG articles also available - via www.inkonn.com





Sare® B

| Identification | Cable entry | Part No. | Type Name | Dimensions (in mm) |
|---|---|---|---|---|
| Bulkhead mounted housings | | 10 11 010 0520 | HB10-BM-DL | 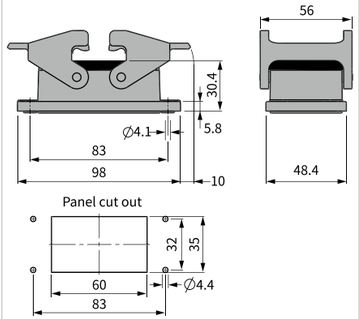  |
| | Stainless steel lever options also available | | | |
| Surface mounted housings, low construction | 1 x M20 | 10 11 010 0621 | HB10-SM-DL-M20 | 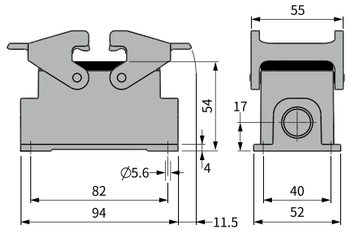  |
| | 1 x M25 | 10 11 010 0622 | HB10-SM-DL-M25 | |
| | 2 x M20 | 10 11 010 0623 | HB10-SM-DL-2M20 | |
| | Stainless steel lever options also available | | | |
| Surface mounted housings, high construction | 1 x M25 | 10 11 010 1622 | HB10-HSM-DL-M25 | 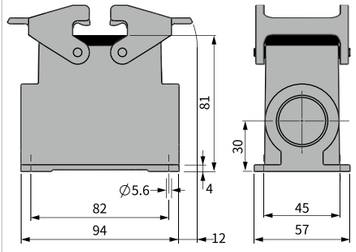  |
| | 2 x M25 | 10 11 010 1624 | HB10-HSM-DL-2M25 | |
| | 2 x M32 | 10 11 010 1623 | HB10-HSM-DL-2M32 | |
| | Stainless steel lever options also available | | | |

PG articles also available - via www.inkonn.com

Sare® B

| Identification | Cable entry | Part No. | Type Name | Dimensions (in mm) |
|---|---|---|---|---|
| Cable to cable housings, low construction | 1 x M20 | 10 11 010 0421 | HB10-CTC-DL-M20 | 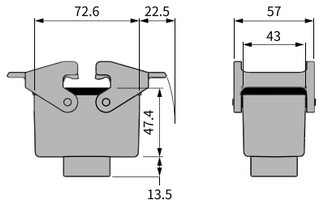  |
| | Stainless steel lever options also available | | | |
| Cable to cable housings, high construction | 1 x M25 | 10 11 010 1422 | HB10-HCTC-DL-M25 | 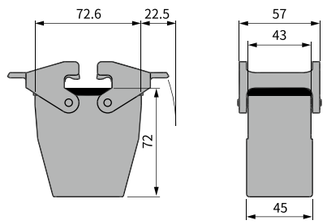  |
| | 1 x M32 | 10 11 010 1423 | HB10-HCTC-DL-M32 | |
| | Stainless steel lever options also available | | | |





Sare® B

| Identification | Cable entry | Part No. | Type Name | Dimensions (in mm) |
|---|---|---|---|---|
| Cover, metal, for hoods, with fixing cord | | 10 11 010 0820 | HB10-MC/C-DL-O | 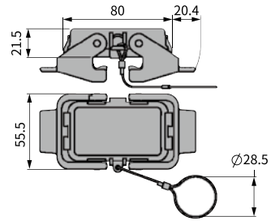  |
| Cover, metal, for surface mounted, for cable to cable, with fixing cord | | 10 11 010 0841 | HB10-MC/B-QP-O | 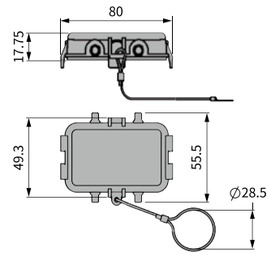  |
| Cover, metal, for bulkhead mounted, for surface mounted, with fixing cord | | 10 11 010 0842 | HB10-MC/B-QP-T | 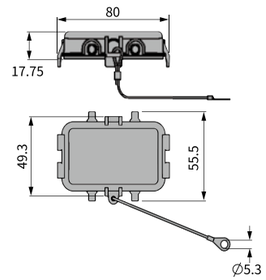  |
| Cover, thermoplastic, for bulkhead mounted, for surface mounted | | 10 11 010 0800 | HB10-PC/B-QB | 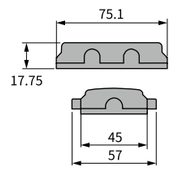  |

Sare® B

## Reversed Double locking

## General technical data

| | |
|---|---|
| Limiting temperature | -40 ... +125 °C |
| Degree of protection acc. to IEC | IP67 |
| Degree of protection acc. to NEMA 250 | 4, 4X, 12 |
| Material(housing) | Aluminium die-cast |
| Color(housing) | RAL7037(dust grey) |
| Material(housing seal) | NBR |
| Material(locking) | Polycarbonate, Stainless steel |
| Color(locking) | RAL 7037(dust grey) |
| Material flammability class acc. to UL94 | V-0 |
| RoHS | Compliant |

| Identification | Cable entry | Part No. | Type Name | Dimensions (in mm) |
|---|---|---|---|---|
| Hood, top entry low construction | 1 x M20 | 10 11 010 0021 | HB10-TE-DL-M20 | 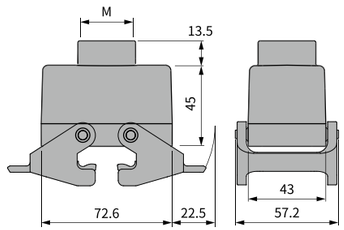  |
| Hood, side entry low construction | 1 x M20 | 10 11 010 0121 | HB10-SE-DL-M20 | 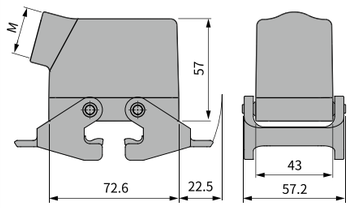  |
| Hood, high construction | Top entry<br>1 x M25<br>Side entry<br>1 x M32 | 10 11 010 1022<br>10 11 010 1123 | HB10-HTE-DL-M25<br>HB10-HSE-DL-M32 | 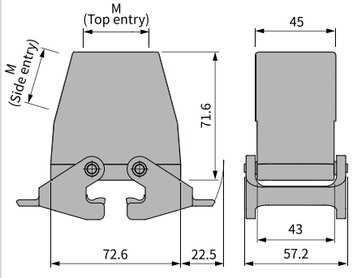  |





Sare® B

| Identification | Cable entry | Part No. | Type Name | Dimensions (in mm) |
|---|---|---|---|---|
| Bulkhead mounted housings | No cover | 10 11 010 0543 | HB10-BM-QP | 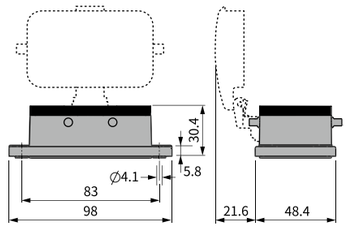  |
| | Plastic cover | 10 11 010 0540 | HB10-BM-PC-QP | |
| | Metal cover | 10 11 010 0541 | HB10-BM-MC-QP | |
| | | | | 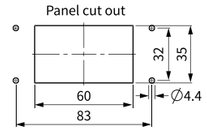  |
| Surface mounted housings, low construction | No cover | | | 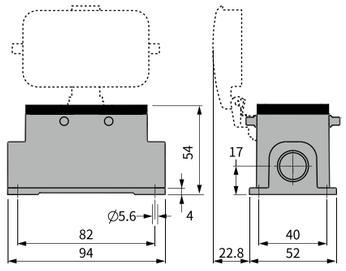  |
| | 1 x M20 | 10 11 010 0643 | HB10-SM-QP-M20 | |
| | 2 x M20 | 10 11 010 0644 | HB10-SM-QP-2M20 | |
| | Plastic cover | | | |
| | 1 x M20 | 10 11 010 0641 | HB10-SM-PC-QP-M20 | |
| | 2 x M20 | 10 11 010 0642 | HB10-SM-PC-QP-2M20 | |
| Surface mounted housings, high construction | No cover | | | 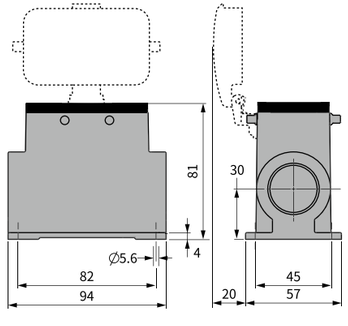  |
| | 2 x M25 | 10 11 010 1640 | HB10-HSM-QP-2M25 | |
| | Plastic cover | | | |
| | 2 x M25 | 10 11 010 1642 | HB10-HSM-PC-QP-2M25 | |

Sare® B

## Single locking

## General technical data

| | |
|---|---|
| Limiting temperature | -40 ... +125 °C |
| Degree of protection acc. to IEC | IP67 |
| Degree of protection acc. to NEMA 250 | 4, 4X, 12 |
| Material(housing) | Aluminium die-cast |
| Color(housing) | RAL7037(dust grey) |
| Material(housing seal) | NBR |
| Material(locking) | Polycarbonate, Stainless steel |
| Color(locking) | RAL 7037(dust grey) |
| Material flammability class acc. to UL94 | V-0 |
| RoHS | Compliant |

| Identification | Cable entry | Part No. | Type Name | Dimensions (in mm) |
|---|---|---|---|---|
| Hood, top entry low construction | 1 x M20 | 10 11 010 0001 | HB10-TE-DR-M20 | 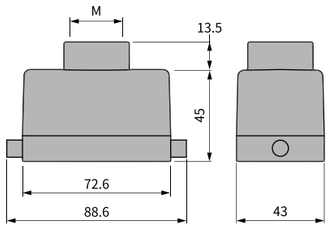  |
| | 1 x M25 | 10 11 010 0002 | HB10-TE-DR-M25 | |
| Hood, side entry low construction | 1 x M20 | 10 11 010 0101 | HB10-SE-DR-M20 | 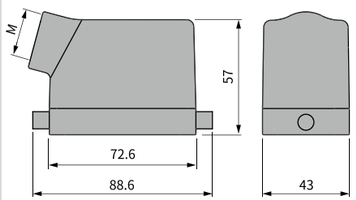  |
| | 1 x M25 | 10 11 010 0102 | HB10-SE-DR-M25 | |
| Hood, high construction | Top entry | | | 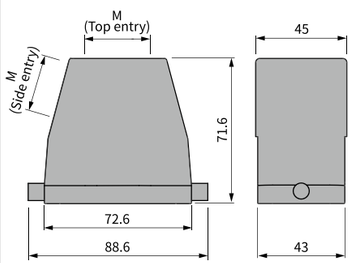  |
| | 1 x M25 | 10 11 010 1002 | HB10-HTE-DR-M25 | |
| | 1 x M32 | 10 11 010 1003 | HB10-HTE-DR-M32 | |
| | 1 x M40 | 10 11 010 1004 | HB10-HTE-DR-M40 | |
| | 2 x M20 | 10 11 010 1001 | HB10-HTE-DR-2M20 | |
| | Side entry | | | |
| | 1 x M25 | 10 11 010 1102 | HB10-HSE-DR-M25 | |
| | 1 x M32 | 10 11 010 1103 | HB10-HSE-DR-M32 | |
| | No entry | 10 11 010 1300 | HB10-HNE-DR | |



Housings Standard
Housing Size B10

Sare® B

| Identification | Cable entry | Part No. | Type Name | Dimensions (in mm) |
|---|---|---|---|---|
| Bulkhead mounted housings | No cover | 10 11 010 0510 | HB10-BM-SL | 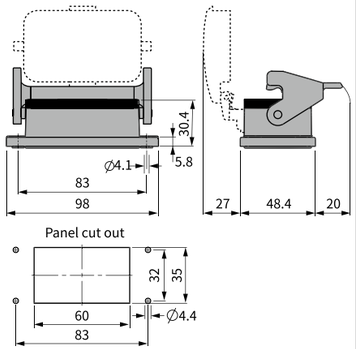  |
| | Plastic cover | 10 11 010 0550 | HB10-BM-PC-SL | |
| | Metal cover | 10 11 010 0551 | HB10-BM-MC-SL | |
| Surface mounted housings, low construction | No cover | | | 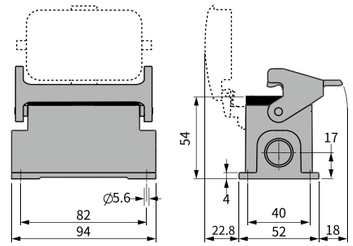  |
| | 1 x M20 | 10 11 010 0611 | HB10-SM-SL-M20 | |
| | 2 x M20 | 10 11 010 0612 | HB10-SM-SL-2M20 | |
| | Plastic cover | | | |
| | 1 x M20 | 10 11 010 0651 | HB10-SM-PC-SL-M20 | |
| | 2 x M20 | 10 11 010 0652 | HB10-SM-PC-SL-2M20 | |
| | Metal cover | | | |
| | 2 x M20 | 10 11 010 0653 | HB10-SM-MC-SL-2M20 | |
| Surface mounted housings, high construction | No cover | | | 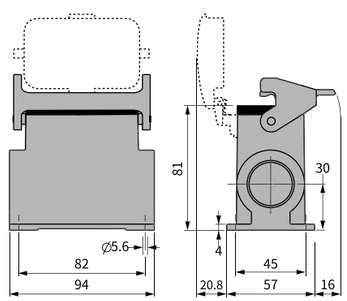  |
| | 2 x M25 | 10 11 010 1612 | HB10-HSM-SL-2M25 | |
| | 2 x M32 | 10 11 010 1613 | HB10-HSM-SL-2M32 | |
| | Plastic cover | | | |
| | 2 x M25 | 10 11 010 1652 | HB10-HSM-PC-SL-2M25 | |
| | 2 x M32 | 10 11 010 1653 | HB10-HSM-PC-SL-2M32 | |
| | Metal cover | | | |
| | 2 x M25 | 10 11 010 1654 | HB10-HSM-MC-SL-2M25 | |
| | 2 x M32 | 10 11 010 1651 | HB10-HSM-MC-SL-2M32 | |

Sare® B

| Identification | Cable entry | Part No. | Type Name | Dimensions (in mm) |
|---|---|---|---|---|
| Cable to cable housings, low construction | 1 x M20 | 10 11 010 0411 | HB10-CTC-SL-M20 | 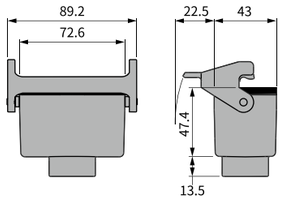  |
| Cable to cable housings, high construction | 1 x M25<br>1 x M32 | 10 11 010 1412<br>10 11 010 1413 | HB10-HCTC-SL-M25<br>HB10-HCTC-SL-M32 | 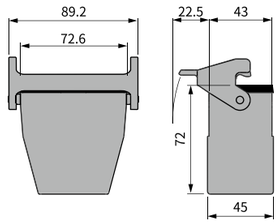  |



Housings Standard
Housing Size B10

Sare® B

| Identification | Cable entry | Part No. | Type Name | Dimensions (in mm) |
|---|---|---|---|---|
| Cover, metal, for hoods, with fixing cord | | 10 11 010 0811 | HB10-MC/C-SL-O | 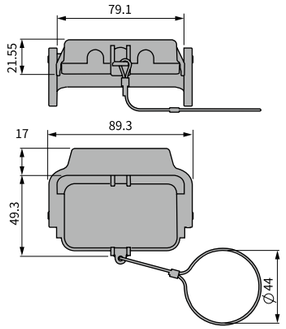  |
| Cover, thermoplastic, for bulkhead mounted, for surface mounted with fixing cord | | 10 11 010 0801 | HB10-PC/B-DB-T | 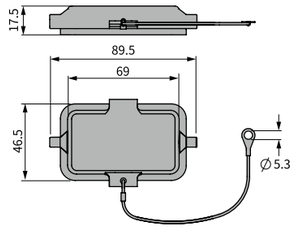  |

Sare® B

## Central locking

## General technical data

| | |
|---|---|
| Limiting temperature | -40 ... +125 °C |
| Degree of protection acc. to IEC | IP67 |
| Degree of protection acc. to NEMA 250 | 4, 4X, 12 |
| Material(housing) | Aluminium die-cast |
| Color(housing) | RAL7037(dust grey) |
| Material(housing seal) | NBR |
| Material(locking) | Stainless steel |
| Color(locking) | RAL 7037(dust grey) |
| Material flammability class acc. to UL94 | V-0 |
| RoHS | Compliant |

| Identification | Cable entry | Part No. | Type Name | Dimensions (in mm) |
|---|---|---|---|---|
| Hood, high construction | Side entry | | | 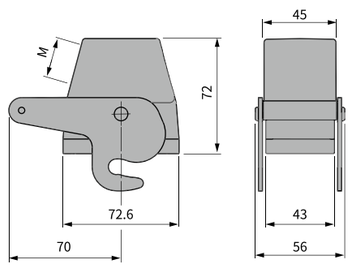  |
| | 1 x M25 | 10 11 010 1132 | HB10-HSE-CL/S-M25 | |
| | 1 x M32 | 10 11 010 1133 | HB10-HSE-CL/S-M32 | |
| Bulkhead mounted housings | | 10 11 010 0530 | HB10-BM-CR | 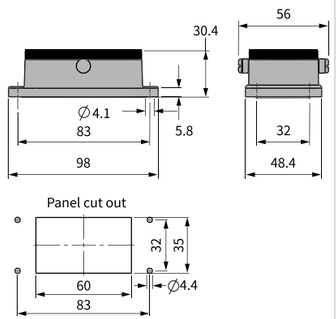  |





Sare® B

| Identification | Cable entry | Part No. | Type Name | Dimensions (in mm) |
|---|---|---|---|---|

## Double locking

## General technical data

| | |
|---|---|
| Limiting temperature | -40 ... +125 °C |
| Degree of protection acc. to IEC | IP67 |
| Degree of protection acc. to NEMA 250 | 4, 4X, 12 |
| Material(housing) | Aluminium die-cast |
| Color(housing) | RAL7037(dust grey) |
| Material(housing seal) | NBR |
| Material(locking) | Polycarbonate, Stainless steel |
| Color(locking) | RAL 7037(dust grey) |
| Material flammability class acc. to UL94 | V-0 |
| RoHS | Compliant |

| Identification | Cable entry | Part No. | Type Name | Dimensions (in mm) |
|---|---|---|---|---|
| Hood, top entry low construction | 1 x M25 | 10 11 016 0042 | HB16-TE-QB-M25 | 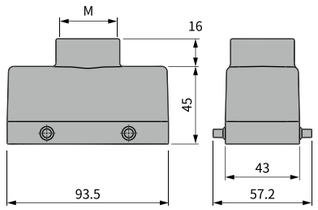  |
| | 1 x M32 | 10 11 016 0043 | HB16-TE-QB-M32 | |
| Hood, side entry low construction | 1 x M25 | 10 11 016 0142 | HB16-SE-QB-M25 | 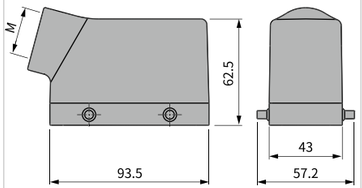  |
| | 1 x M32 | 10 11 016 0143 | HB16-SE-QB-M32 | |
| Hood, high construction | Top entry | | | 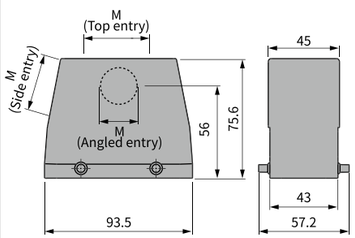  |
| | 1 x M32 | 10 11 016 1043 | HB16-HTE-QB-M32 | |
| | 1 x M40 | 10 11 016 1044 | HB16-HTE-QB-M40 | |
| | 2 x M25 | 10 11 016 1042 | HB16-HTE-QB-2M25 | |
| | Side entry | | | |
| | 1 x M32 | 10 11 016 1143 | HB16-HSE-QB-M32 | |
| | 1 x M40 | 10 11 016 1144 | HB16-HSE-QB-M40 | |
| | Angled entry | | | |
| | 2 x M25 | 10 11 016 1242 | HB16-HAE-QB-2M25 | |
| | No entry | 10 11 016 1340 | HB16-HNE-QB | |

PG articles also available - via www.inkonn.com







| Identification | Cable entry | Part No. | Type Name | Dimensions (in mm) |
|---|---|---|---|---|
| Bulkhead mounted housings | | 10 11 016 0520 | HB16-BM-DL | 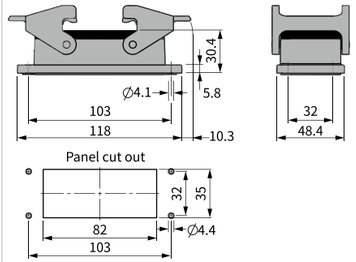  |
| | Stainless steel lever options also available | | | |
| Surface mounted housings, low construction | 1 x M25 | 10 11 016 0622 | HB16-SM-DL-M25 | 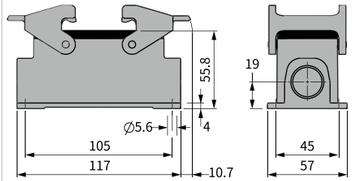  |
| | 2 x M25 | 10 11 016 0621 | HB16-SM-DL-2M25 | |
| | Stainless steel lever options also available | | | |
| Surface mounted housings, high construction | 1 x M32 | 10 11 016 1623 | HB16-HSM-DL-M32 | 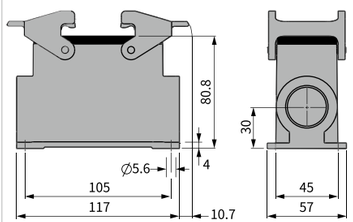  |
| | 2 x M25 | 10 11 016 1622 | HB16-HSM-DL-2M25 | |
| | 2 x M32 | 10 11 016 1625 | HB16-HSM-DL-2M32 | |
| | 2 x M40 | 10 11 016 1624 | HB16-HSM-DL-2M40 | |
| | Stainless steel lever options also available | | | |

PG articles also available - via www.inkonn.com

Sare® B

| Identification | Cable entry | Part No. | Type Name | Dimensions (in mm) |
|---|---|---|---|---|
| Cable to cable housings, low construction | 1 x M25 | 10 11 016 0422 | HB16-CTC-DL-M25 | 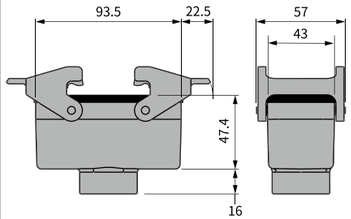  |
| | 1 x M32 | 10 11 016 0423 | HB16-CTC-DL-M32 | |
| | Stainless steel lever options also available | | | |
| Cable to cable housings, high construction | 1 x M25 | 10 11 016 1422 | HB16-HCTC-DL-M25 | 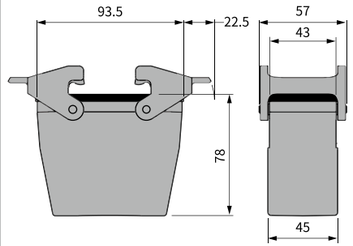  |
| | 1 x M32 | 10 11 016 1423 | HB16-HCTC-DL-M32 | |
| | Stainless steel lever options also available | | | |

PG articles also available - via www.inkonn.com





Sare® B

| Identification | Cable entry | Part No. | Type Name | Dimensions (in mm) |
|---|---|---|---|---|
| Cover, metal, for hoods, with fixing cord | | 10 11 016 0820 | HB16-MC/C-DL-O | 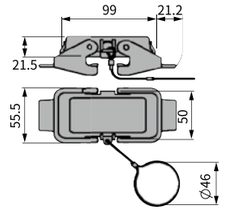  |
| Cover, metal, for surface mounted, for cable to cable, with fixing cord | | 10 11 016 0841 | HB16-MC/B-QP-O | 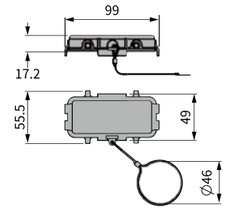  |
| Cover, metal, for bulkhead mounted, for surface mounted, with fixing cord | | 10 11 016 0842 | HB16-MC/B-QP-T | 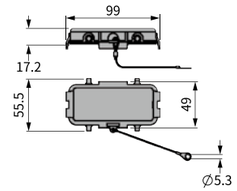  |
| Cover, thermoplastic, for bulkhead mounted, for surface mounted, with fixing cord | | 10 11 016 0830 | HB16-PC/B-QB-T/S | 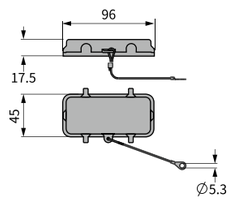  |
| Cover, thermoplastic, for bulkhead mounted, for surface mounted | | 10 11 016 0800 | HB16-PC/B-QB | 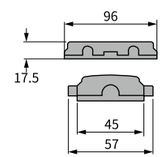  |

PG articles also available - via www.inkonn.com

Sare® B

## Reversed Double locking

## General technical data

| | |
|---|---|
| Limiting temperature | -40 ... +125 °C |
| Degree of protection acc. to IEC | IP67 |
| Degree of protection acc. to NEMA 250 | 4, 4X, 12 |
| Material(housing) | Aluminium die-cast |
| Color(housing) | RAL7037(dust grey) |
| Material(housing seal) | NBR |
| Material(locking) | Polycarbonate, Stainless steel |
| Color(locking) | RAL 7037(dust grey) |
| Material flammability class acc. to UL94 | V-0 |
| RoHS | Compliant |

| Identification | Cable entry | Part No. | Type Name | Dimensions (in mm) |
|---|---|---|---|---|
| Hood, top entry low construction | 1 x M25 | 10 11 016 0022 | HB16-TE-DL-M25 | 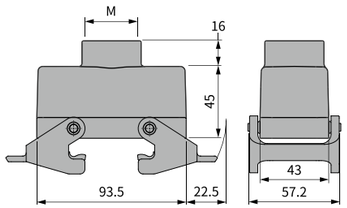  |
| | 1 x M32 | 10 11 016 0023 | HB16-TE-DL-M32 | |
| Hood, side entry low construction | 1 x M25 | 10 11 016 0122 | HB16-SE-DL-M25 | 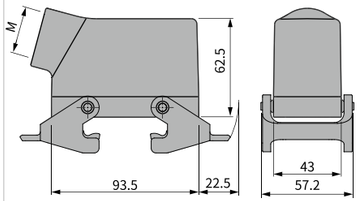  |
| Hood, high construction | Top entry | | | 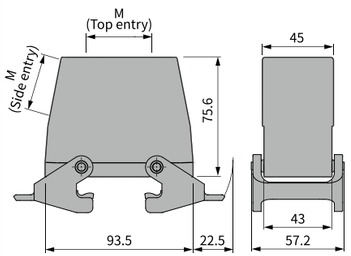  |
| | 1 x M32 | 10 11 016 1023 | HB16-HTE-DL-M32 | |
| | 1 x M40 | 10 11 016 1024 | HB16-HTE-DL-M40 | |
| | Side entry | | | |
| | 1 x M32 | 10 11 016 1123 | HB16-HSE-DL-M32 | |
| | 1 x M40 | 10 11 016 1124 | HB16-HSE-DL-M40 | |

PG articles also available - via www.inkonn.com





Sare® B

| Identification | Cable entry | Part No. | Type Name | Dimensions (in mm) |
|---|---|---|---|---|
| Bulkhead mounted housings | No cover | 10 11 016 0543 | HB16-BM-QP | 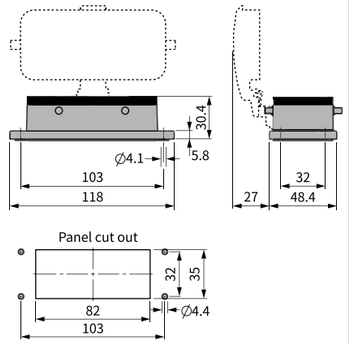  |
| | Plastic cover | 10 11 016 0540 | HB16-BM-PC-QP | |
| | Metal cover | 10 11 016 0541 | HB16-BM-MC-QP | |
| Surface mounted housings, low construction | No cover | | | 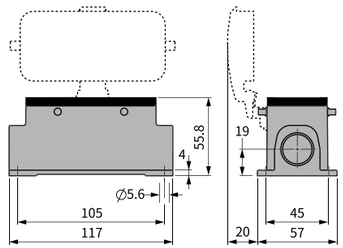  |
| | 1 x M25 | 10 11 016 0640 | HB16-SM-QP-M25 | |
| | 2 x M25 | 10 11 016 0644 | HB16-SM-QP-2M25 | |
| | Plastic cover | | | |
| | 1 x M25 | 10 11 016 0642 | HB16-SM-PC-QP-M25 | |
| | 2 x M25 | 10 11 016 0643 | HB16-SM-PC-QP-2M25 | |
| Surface mounted housings, high construction | No cover | | | 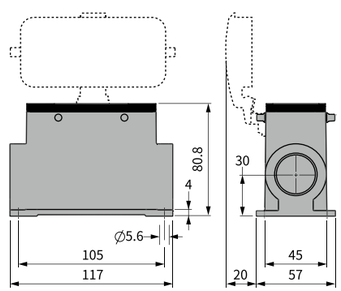  |
| | 2 x M32 | 10 11 016 1640 | HB16-HSM-QP-2M32 | |
| | Plastic cover | | | |
| | 2 x M32 | 10 11 016 1643 | HB16-HSM-PC-QP-2M32 | |

PG articles also available - via www.inkonn.com

## Single locking

## General technical data

| | |
|---|---|
| Limiting temperature | -40 ... +125 °C |
| Degree of protection acc. to IEC | IP67 |
| Degree of protection acc. to NEMA 250 | 4, 4X, 12 |
| Material(housing) | Aluminium die-cast |
| Color(housing) | RAL7037(dust grey) |
| Material(housing seal) | NBR |
| Material(locking) | Polycarbonate, Stainless steel |
| Color(locking) | RAL 7037(dust grey) |
| Material flammability class acc. to UL94 | V-0 |
| RoHS | Compliant |

| Identification | Cable entry | Part No. | Type Name | Dimensions (in mm) |
|---|---|---|---|---|
| Hood, top entry low construction | 1 x M25 | 10 11 016 0002 | HB16-TE-DR-M25 | 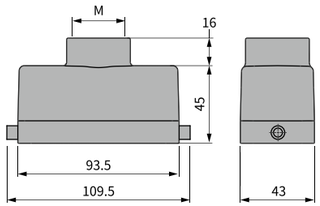  |
| | 1 x M32 | 10 11 016 0003 | HB16-TE-DR-M32 | |
| Hood, side entry low construction | 1 x M25 | 10 11 016 0102 | HB16-SE-DR-M25 | 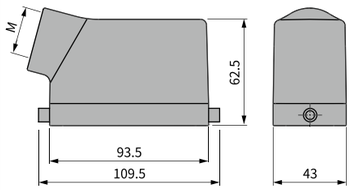  |
| | 1 x M32 | 10 11 016 0103 | HB16-SE-DR-M32 | |
| Hood, high construction | Top entry | | | 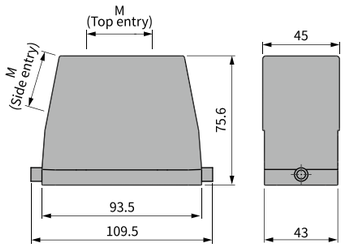  |
| | 1 x M32 | 10 11 016 1003 | HB16-HTE-DR-M32 | |
| | 1 x M40 | 10 11 016 1004 | HB16-HTE-DR-M40 | |
| | Side entry | | | |
| | 1 x M32 | 10 11 016 1103 | HB16-HSE-DR-M32 | |
| | 1 x M40 | 10 11 016 1104 | HB16-HSE-DR-M40 | |
| | No entry | 10 11 016 1300 | HB16-HNE-DR | |



Housings Standard
Housing Size B16

Sare® B

| Identification | Cable entry | Part No. | Type Name | Dimensions (in mm) |
|---|---|---|---|---|
| Bulkhead mounted housings | No cover | 10 11 016 0510 | HB16-BM-SL | 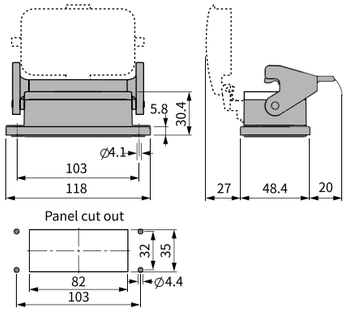  |
| | Plastic cover | 10 11 016 0550 | HB16-BM-PC-SL | |
| | Metal cover | 10 11 016 0551 | HB16-BM-MC-SL | |
| Surface mounted housings, low construction | No cover | | | 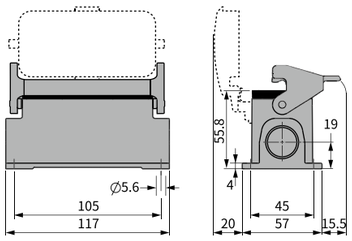  |
| | 1 x M25 | 10 11 016 0612 | HB16-SM-SL-M25 | |
| | 2 x M25 | 10 11 016 0613 | HB16-SM-SL-2M25 | |
| | Plastic cover | | | |
| | 1 x M25 | 10 11 016 0652 | HB16-SM-PC-SL-M25 | |
| | 2 x M25 | 10 11 016 0653 | HB16-SM-PC-SL-2M25 | |
| | Metal cover | | | |
| | 2 x M25 | 10 11 016 0654 | HB16-SM-MC-SL-2M25 | |
| Surface mounted housings, high construction | No cover | | | 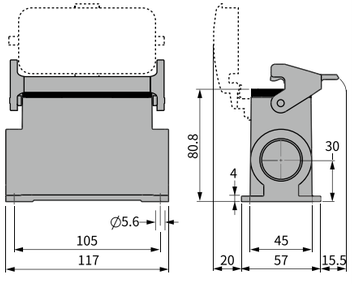  |
| | 1 x M32 | 10 11 016 1613 | HB16-HSM-SL-M32 | |
| | 2 x M25 | 10 11 016 1612 | HB16-HSM-SL-2M25 | |
| | 2 x M32 | 10 11 016 1614 | HB16-HSM-SL-2M32 | |
| | Plastic cover | | | |
| | 2 x M32 | 10 11 016 1653 | HB16-HSM-PC-SL-2M32 | |
| | Metal cover | | | |
| | 2 x M32 | 10 11 016 1654 | HB16-HSM-MC-SL-2M32 | |

Sare® B

| Identification | Cable entry | Part No. | Type Name | Dimensions (in mm) |
|---|---|---|---|---|
| Cable to cable housings, low construction | 1 x M25 | 10 11 016 0412 | HB16-CTC-SL-M25 | 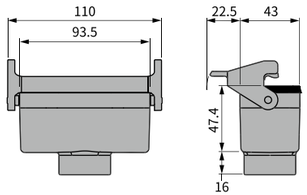  |
| | 1 x M32 | 10 11 016 0413 | HB16-CTC-SL-M32 | |
| Cable to cable housings, high construction | 1 x M32 | 10 11 016 1413 | HB16-HCTC-SL-M32 | 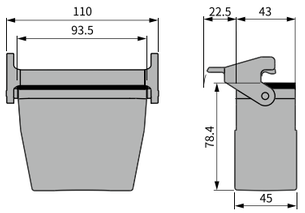  |



Housings Standard
Housing Size B16

Sare® B

| Identification | Cable entry | Part No. | Type Name | Dimensions (in mm) |
|---|---|---|---|---|
| Cover, metal, for hoods, with fixing cord | | 10 11 016 0811 | HB16-MC/C-SL-O | 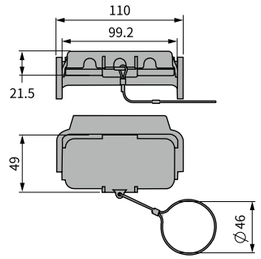  |

## Central locking

## General technical data

| | |
|---|---|
| Limiting temperature | -40 ... +125 °C |
| Degree of protection acc. to IEC | IP67 |
| Degree of protection acc. to NEMA 250 | 4, 4X, 12 |
| Material(housing) | Aluminium die-cast |
| Color(housing) | RAL7037(dust grey) |
| Material(housing seal) | NBR |
| Material(locking) | Stainless steel |
| Color(locking) | RAL 7037(dust grey) |
| Material flammability class acc. to UL94 | V-0 |
| RoHS | Compliant |

| Identification | Cable entry | Part No. | Type Name | Dimensions (in mm) |
|---|---|---|---|---|
| Hood, high construction | Top entry | | | 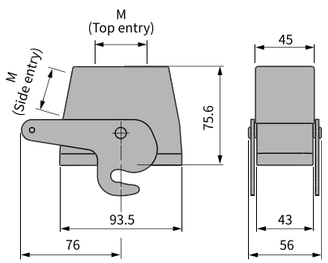  |
| | 1 x M25 | 10 11 016 1032 | HB16-HTE-CL/S-M25 | |
| | 1 x M32 | 10 11 016 1033 | HB16-HTE-CL/S-M32 | |
| | Side entry | | | |
| | 1 x M25 | 10 11 016 1132 | HB16-HSE-CL/S-M25 | |
| | 1 x M32 | 10 11 016 1133 | HB16-HSE-CL/S-M32 | |
| Bulkhead mounted housings | | 10 11 016 0530 | HB16-BM-CR | 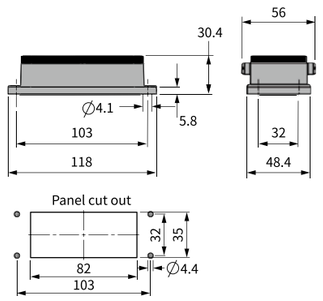  |
| Surface mounted housings, high construction | 2 x M32 | 10 11 016 1633 | HB16-HSM-CR-2M32 | |



Housings Standard
Housing Size B16

Sare® B

| Identification | Cable entry | Part No. | Type Name | Dimensions (in mm) |
|---|---|---|---|---|

PG articles also available - via www.inkonn.com

Sare® B

## Double locking

## General technical data

| | |
|---|---|
| Limiting temperature | -40 ... +125 °C |
| Degree of protection acc. to IEC | IP67 |
| Degree of protection acc. to NEMA 250 | 4, 4X, 12 |
| Material(housing) | Aluminium die-cast |
| Color(housing) | RAL7037(dust grey) |
| Material(housing seal) | NBR |
| Material(locking) | Polycarbonate, Stainless steel |
| Color(locking) | RAL 7037(dust grey) |
| Material flammability class acc. to UL94 | V-0 |
| RoHS | Compliant |

| Identification | Cable entry | Part No. | Type Name | Dimensions (in mm) |
|---|---|---|---|---|
| Hood, top entry low construction | 1 x M32 | 10 11 024 0043 | HB24-TE-QB-M32 | 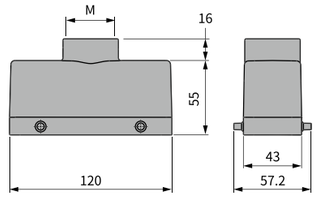  |
| Hood, side entry low construction | 1 x M25 | 10 11 024 0142 | HB24-SE-QB-M25 | 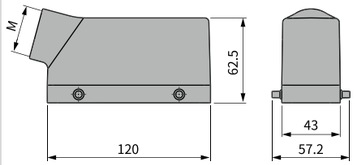  |
| | 1 x M32 | 10 11 024 0143 | HB24-SE-QB-M32 | |
| Hood, high construction | Top entry | | | 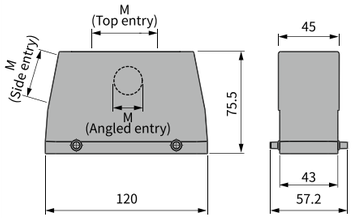  |
| | 1 x M32 | 10 11 024 1043 | HB24-HTE-QB-M32 | |
| | 1 x M40 | 10 11 024 1044 | HB24-HTE-QB-M40 | |
| | 2 x M25 | 10 11 024 1041 | HB24-HTE-QB-2M25 | |
| | 2 x M32 | 10 11 024 1042 | HB24-HTE-QB-2M32 | |
| | Side entry | | | |
| | 1 x M32 | 10 11 024 1143 | HB24-HSE-QB-M32 | |
| | 1 x M40 | 10 11 024 1144 | HB24-HSE-QB-M40 | |
| | Angled entry | | | |
| | 2 x M25 | 10 11 024 1242 | HB24-HAE-QB-2M25 | |
| | No entry | 10 11 024 1340 | HB24-HNE-QB | |

PG articles also available - via www.inkonn.com





Sare® B

| Identification | Cable entry | Part No. | Type Name | Dimensions (in mm) |
|---|---|---|---|---|
| Bulkhead mounted housings | | 10 11 024 0520 | HB24-BM-DL | 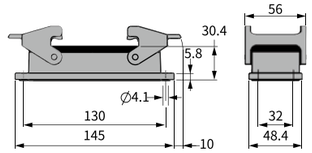  |
| | Stainless steel lever options also available | | | 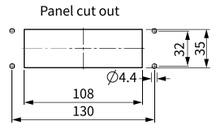  |
| Surface mounted housings, low construction | 1 x M25 | 10 11 024 0622 | HB24-SM-DL-M25 | 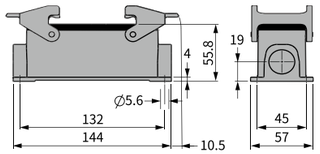  |
| | 2 x M25 | 10 11 024 0621 | HB24-SM-DL-2M25 | |
| | Stainless steel lever options also available | | | |
| Surface mounted housings, high construction | 1 x M32 | 10 11 024 1623 | HB24-HSM-DL-M32 | 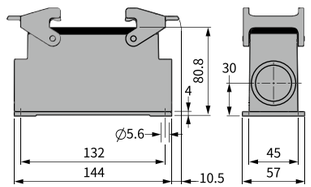  |
| | 2 x M32 | 10 11 024 1621 | HB24-HSM-DL-2M32 | |
| | 2 x M40 | 10 11 024 1624 | HB24-HSM-DL-2M40 | |
| | Stainless steel lever options also available | | | |

PG articles also available - via www.inkonn.com

Sare® B

| Identification | Cable entry | Part No. | Type Name | Dimensions (in mm) |
|---|---|---|---|---|
| Cable to cable housings, low construction | 1 x M32 | 10 11 024 0423 | HB24-CTC-DL-M32 | 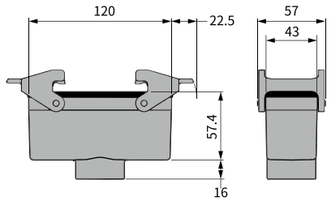  |
| | Stainless steel lever options also available | | | |
| Cable to cable housings, high construction | 1 x M32 | 10 11 024 1423 | HB24-HCTC-DL-M32 | 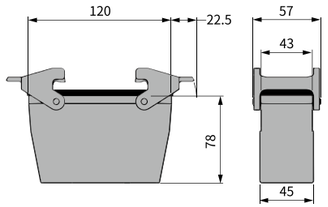  |
| | 1 x M40 | 10 11 024 1424 | HB24-HCTC-DL-M40 | |
| | Stainless steel lever options also available | | | |





Sare® B

| Identification | Cable entry | Part No. | Type Name | Dimensions (in mm) |
|---|---|---|---|---|
| Cover, metal, for hoods, with fixing cord | | 10 11 024 0820 | HB24-MC/C-DL-O | 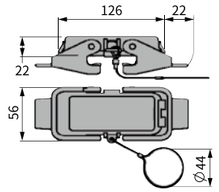  |
| Cover, metal, for surface mounted, for cable to cable, with fixing cord | | 10 11 024 0841 | HB24-MC/B-QP-O | 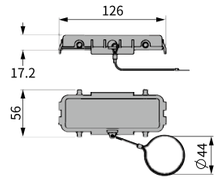  |
| Cover, metal, for bulkhead mounted, for surface mounted, with fixing cord | | 10 11 024 0842 | HB24-MC/B-QP-T | 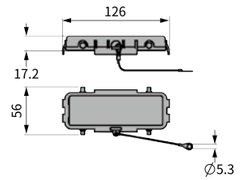  |
| Cover, thermoplastic, for bulkhead mounted, for surface mounted, with fixing cord | | 10 11 024 0830 | HB24-PC/B-QB-T/S | 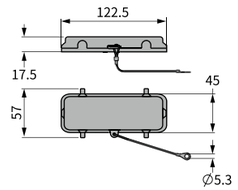  |
| Cover, thermoplastic, for bulkhead mounted, for surface mounted | | 10 11 024 0800 | HB24-PC/B-QB | 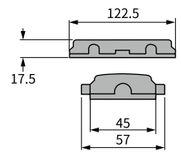  |

Sare® B

## Reversed Double locking

## General technical data

| | |
|---|---|
| Limiting temperature | -40 ... +125 °C |
| Degree of protection acc. to IEC | IP67 |
| Degree of protection acc. to NEMA 250 | 4, 4X, 12 |
| Material(housing) | Aluminium die-cast |
| Color(housing) | RAL7037(dust grey) |
| Material(housing seal) | NBR |
| Material(locking) | Polycarbonate, Stainless steel |
| Color(locking) | RAL 7037(dust grey) |
| Material flammability class acc. to UL94 | V-0 |
| RoHS | Compliant |

| Identification | Cable entry | Part No. | Type Name | Dimensions (in mm) |
|---|---|---|---|---|
| Hood, top entry low construction | 1 x M32 | 10 11 024 0023 | HB24-TE-DL-M32 | 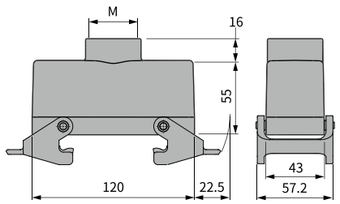  |
| Hood, side entry low construction | 1 x M25 | 10 11 024 0122 | HB24-SE-DL-M25 | 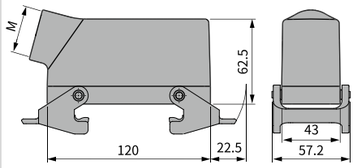  |
| Hood, high construction | Top entry<br>1 x M32<br>1 x M40<br>Side entry<br>1 x M32<br>1 x M40 | <br>10 11 024 1023<br>10 11 024 1024<br><br>10 11 024 1123<br>10 11 024 1124 | <br>HB24-HTE-DL-M32<br>HB24-HTE-DL-M40<br><br>HB24-HSE-DL-M32<br>HB24-HSE-DL-M40 | 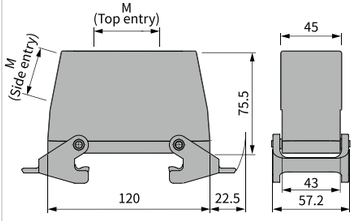  |



Housings Standard
Housing Size B24

Sare® B

| Identification | Cable entry | Part No. | Type Name | Dimensions (in mm) |
|---|---|---|---|---|
| Bulkhead mounted housings | No cover | 10 11 024 0543 | HB24-BM-QP | 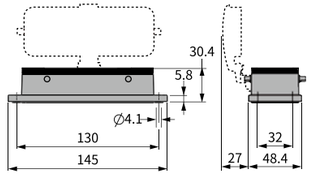  |
| | Plastic cover | 10 11 024 0540 | HB24-BM-PC-QP | |
| | Metal cover | 10 11 024 0541 | HB24-BM-MC-QP | Panel cut out 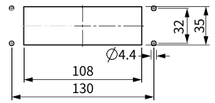  |
| Surface mounted housings, low construction | No cover | | | 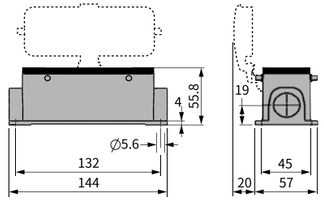  |
| | 1 x M25 | 10 11 024 0640 | HB24-SM-QP-M25 | |
| | 2 x M25 | 10 11 024 0643 | HB24-SM-QP-2M25 | |
| | Plastic cover | | | |
| | 1 x M25 | 10 11 024 0642 | HB24-SM-PC-QP-M25 | |
| | 2 x M25 | 10 11 024 0641 | HB24-SM-PC-QP-2M25 | |
| Surface mounted housings, high construction | No cover | | | 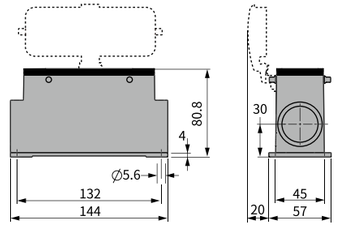  |
| | 2 x M32 | 10 11 024 1640 | HB24-HSM-QP-2M32 | |
| | Plastic cover | | | |
| | 2 x M32 | 10 11 024 1643 | HB24-HSM-PC-QP-2M32 | |

Housings Standard
Housing Size B24

Sare® B

| Identification | Cable entry | Part No. | Type Name | Dimensions (in mm) |
|---|---|---|---|---|
| Cover, metal, for hoods, with fixing cord | | 10 11 024 0840 | HB24-MC/C-QP-O | 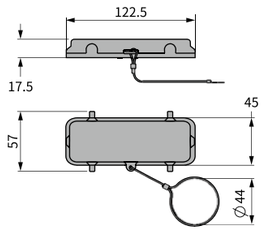  |

Sare® B

| Identification | Cable entry | Part No. | Type Name | Dimensions (in mm) |
|---|---|---|---|---|



PG articles also available - via www.inkonn.com

Sare® B

## Single locking

## General technical data

| | |
|---|---|
| Limiting temperature | -40 ... +125 °C |
| Degree of protection acc. to IEC | IP67 |
| Degree of protection acc. to NEMA 250 | 4, 4X, 12 |
| Material(housing) | Aluminium die-cast |
| Color(housing) | RAL7037(dust grey) |
| Material(housing seal) | NBR |
| Material(locking) | Polycarbonate, Stainless steel |
| Color(locking) | RAL 7037(dust grey) |
| Material flammability class acc. to UL94 | V-0 |
| RoHS | Compliant |

| Identification | Cable entry | Part No. | Type Name | Dimensions (in mm) |
|---|---|---|---|---|
| Hood, top entry low construction | 1 x M32 | 10 11 024 0003 | HB24-TE-DR-M32 | 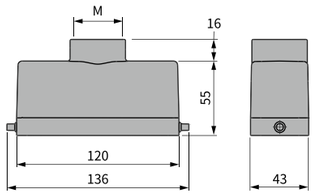  |
| Hood, side entry low construction | 1 x M25 | 10 11 024 0102 | HB24-SE-DR-M25 | 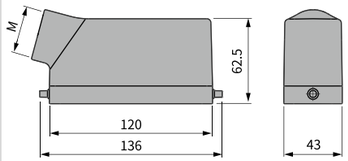  |
| | 1 x M32 | 10 11 024 0103 | HB24-SE-DR-M32 | |
| Hood, high construction | Top entry | | | 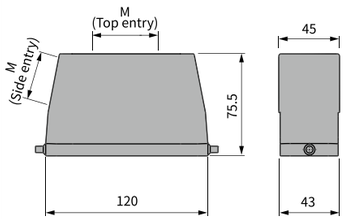  |
| | 1 x M32 | 10 11 024 1003 | HB24-HTE-DR-M32 | |
| | 1 x M40 | 10 11 024 1004 | HB24-HTE-DR-M40 | |
| | 2 x M25 | 10 11 024 1002 | HB24-HTE-DR-2M25 | |
| | 2 x M32 | 10 11 024 1001 | HB24-HTE-DR-2M32 | |
| | Side entry | | | |
| | 1 x M32 | 10 11 024 1103 | HB24-HSE-DR-M32 | |
| | 1 x M40 | 10 11 024 1104 | HB24-HSE-DR-M40 | |
| | No entry | 10 11 024 1300 | HB24-HNE-DR | |





Sare® B

| Identification | Cable entry | Part No. | Type Name | Dimensions (in mm) |
|---|---|---|---|---|
| Bulkhead mounted housings | No cover | 10 11 024 0510 | HB24-BM-SL | 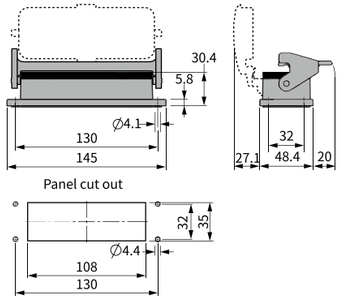  |
| | Plastic cover | 10 11 024 0550 | HB24-BM-PC-SL | |
| | Metal cover | 10 11 024 0551 | HB24-BM-MC-SL | |
| Surface mounted housings, low construction | No cover | | | 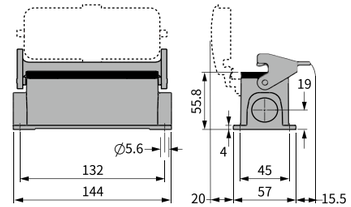  |
| | 1 x M25 | 10 11 024 0612 | HB24-SM-SL-M25 | |
| | 2 x M25 | 10 11 024 0613 | HB24-SM-SL-2M25 | |
| | Plastic cover | | | |
| | 1 x M25 | 10 11 024 0652 | HB24-SM-PC-SL-M25 | |
| | 2 x M25 | 10 11 024 0651 | HB24-SM-PC-SL-2M25 | |
| | Metal cover | | | |
| | 2 x M25 | 10 11 024 0653 | HB24-SM-MC-SL-2M25 | |
| Surface mounted housings, high construction | No cover | | | 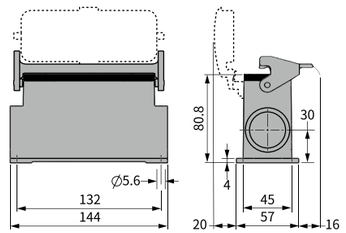  |
| | 2 x M32 | 10 11 024 1613 | HB24-HSM-SL-2M32 | |
| | Plastic cover | | | |
| | 2 x M32 | 10 11 024 1651 | HB24-HSM-PC-SL-2M32 | |
| | Metal cover | | | |
| | 2 x M32 | 10 11 024 1653 | HB24-HSM-MC-SL-2M32 | |

Sare® B

| Identification | Cable entry | Part No. | Type Name | Dimensions (in mm) |
|---|---|---|---|---|
| Cable to cable housings, low construction | 1 x M32 | 10 11 024 0413 | HB24-CTC-SL-M32 | 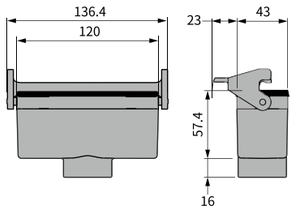  |
| Cable to cable housings, high construction | 1 x M32 | 10 11 024 1413 | HB24-HCTC-SL-M32 | 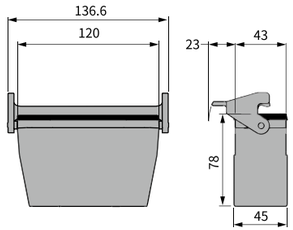  |



Housings Standard
Housing Size B24

Sare® B

| Identification | Cable entry | Part No. | Type Name | Dimensions (in mm) |
|---|---|---|---|---|
| Cover, metal, for hoods, with fixing cord | | 10 11 024 0811 | HB24-MC/C-SL-O | 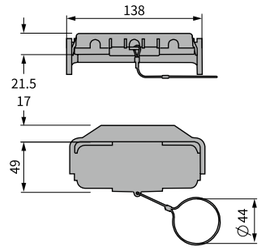  |
| Cover, metal, for surface mounted, for cable to cable, with fixing cord | | 10 11 024 0801 | HB24-MC/B-DR-O | 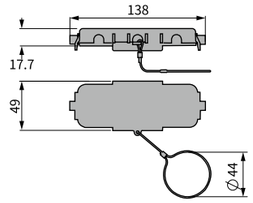  |

Sare® B

## Central locking

## General technical data

| | |
|---|---|
| Limiting temperature | -40 ... +125 °C |
| Degree of protection acc. to IEC | IP67 |
| Degree of protection acc. to NEMA 250 | 4, 4X, 12 |
| Material(housing) | Aluminium die-cast |
| Color(housing) | RAL7037(dust grey) |
| Material(housing seal) | NBR |
| Material(locking) | Stainless steel |
| Color(locking) | RAL 7037(dust grey) |
| Material flammability class acc. to UL94 | V-0 |
| RoHS | Compliant |

| Identification | Cable entry | Part No. | Type Name | Dimensions (in mm) |
|---|---|---|---|---|
| Hood, high construction | Top entry | | | |
| | 1 x M32 | 10 11 024 1033 | HB24-HTE-CL/S-M32 | 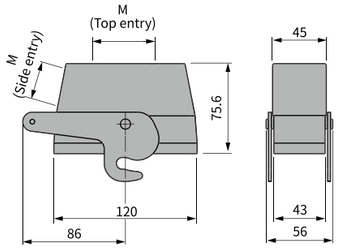  |
| | Side entry | | | |
| | 1 x M25 | 10 11 024 1132 | HB24-HSE-CL/S-M25 | |
| | 1 x M32 | 10 11 024 1133 | HB24-HSE-CL/S-M32 | |
| | 1 x M40 | 10 11 024 1134 | HB24-HSE-CL/S-M40 | |
| Bulkhead mounted housings | | 10 11 024 0530 | HB24-BM-CR | 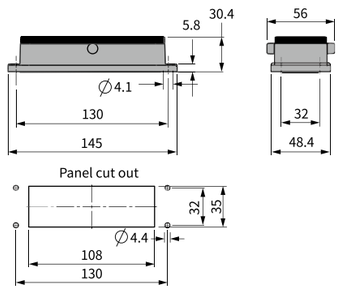  |
| Surface mounted housings, high construction | 2 x M32 | 10 11 024 1633 | HB24-HSM-CR-2M32 | 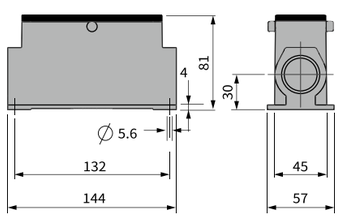  |

PG articles also available - via www.inkonn.com



Housings Standard
Housing Size B24

Sare® B

| Identification | Cable entry | Part No. | Type Name | Dimensions (in mm) |
|---|---|---|---|---|

PG articles also available - via www.inkonn.com

Sare® B

## Double locking

## General technical data

| | |
|---|---|
| Limiting temperature | -40 ... +125 °C |
| Degree of protection acc. to IEC | IP65 |
| Degree of protection acc. to NEMA 250 | 4, 4X, 12 |
| Material(housing) | Aluminium die-cast |
| Color(housing) | RAL7037(dust grey) |
| Material(housing seal) | NBR |
| Material(locking) | Polycarbonate, Stainless steel |
| Color(locking) | RAL 7037(dust grey) |
| Material flammability class acc. to UL94 | V-0 |
| RoHS | Compliant |

| Identification | Cable entry | Part No. | Type Name | Dimensions (in mm) |
|---|---|---|---|---|
| Hood, high construction | | | | |
|  | Top entry | | | 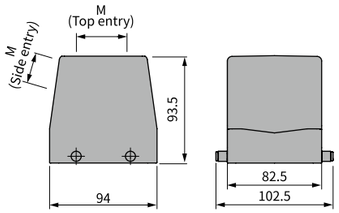 |
| | 1 x M32 | 10 11 032 1043 | HB32-HTE-QR-M32 | |
| | 1 x M40 | 10 11 032 1044 | HB32-HTE-QR-M40 | |
|  | 1 x M50 | 10 11 032 1045 | HB32-HTE-QR-M50 | |
| | Side entry | | | |
| | 1 x M32 | 10 11 032 1143 | HB32-HSE-QR-M32 | |
| | 1 x M40 | 10 11 032 1144 | HB32-HSE-QR-M40 | |
| | 1 x M50 | 10 11 032 1145 | HB32-HSE-QR-M50 | |







Sare® B

| Identification | Cable entry | Part No. | Type Name | Dimensions (in mm) |
|---|---|---|---|---|
| Bulkhead mounted housings | | | | |
| | | 10 11 032 0520 | HB32-BM-DL | 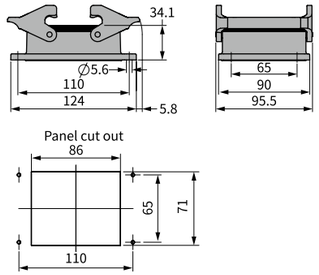 |
| Surface mounted housings, high construction | | | | |
| | 1 x M32 | 10 11 032 1623 | HB32-HSM-DL-M32 | 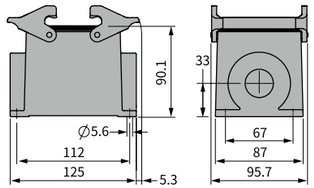 |
| | 2 x M32 | 10 11 032 1625 | HB32-HSM-DL-2M32 | |
| | 2 x M40 | 10 11 032 1624 | HB32-HSM-DL-2M40 | |

Sare® B

| Identification | Cable entry | Part No. | Type Name | Dimensions (in mm) |
|---|---|---|---|---|
| Cable to cable housings, high construction | 1 x M40 | 10 11 032 1424 | HB32-HCTC-DL-M40 | 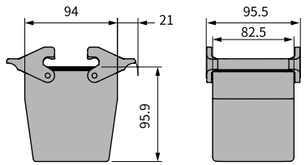  |



Housings Standard
Housing Size B32

Sare® B

| Identification | Cable entry | Part No. | Type Name | Dimensions (in mm) |
|---|---|---|---|---|
| Cover, metal, for hoods, with fixing cord | | 10 11 032 0820 | HB32-MC/C-DL-O | 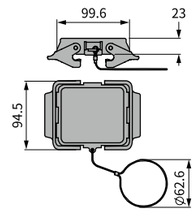  |
| Cover, metal, for surface mounted, for cable to cable, with fixing cord | | 10 11 032 0840<br>10 11 032 0841 | HB32-MC/B-QR-O<br>HB32-MC/B-QR-O2 | 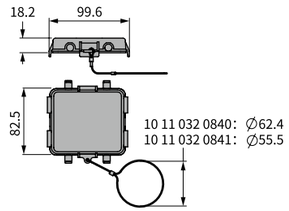  |
| Cover, metal, for bulkhead mounted, for surface mounted, with fixing cord | | 10 11 032 0842 | HB32-MC/B-QR-T | 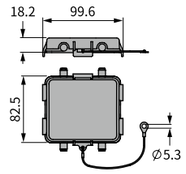  |
| Cover, thermoplastic, for bulkhead mounted, for surface mounted, with fixing cord | | 10 11 032 0831 | HB32-PC/B-QB-T | 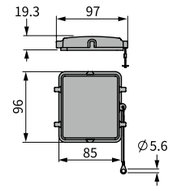  |
| Cover, thermoplastic, for bulkhead mounted, for surface mounted | | 10 11 032 0800 | HB32-PC/B-QB | 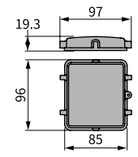  |

Sare® B

## Double locking



## General technical data

| | |
|---|---|
| Limiting temperature | -40 ... +125 °C |
| Degree of protection acc. to IEC | IP65 |
| Degree of protection acc. to NEMA 250 | 4, 4X, 12 |
| Material(housing) | Aluminium die-cast |
| Color(housing) | RAL7037(dust grey) |
| Material(housing seal) | NBR |
| Material(locking) | Stainless steel |
| Material flammability class acc. to UL94 | V-0 |
| RoHS | Compliant |

| Identification | Cable entry | Part No. | Type Name | Dimensions (in mm) |
|---|---|---|---|---|
| Hood, high construction | | | | |
|  | Top entry | | | 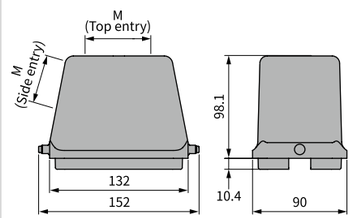  |
| | 1 x M40 | 10 11 048 1004 | HB48-HTE-DR-M40 | |
| | 1 x M50 | 10 11 048 1005 | HB48-HTE-DR-M50 | |
| | 1 x M63 | 10 11 048 1006 | HB48-HTE-DR-M63 | |
| | Side entry | | | |
| | 1 x M40 | 10 11 048 1104 | HB48-HSE-DR-M40 | |
| | 1 x M50 | 10 11 048 1105 | HB48-HSE-DR-M50 | |
|  | Top+Side entry | | | |
| | 1 x M50+M50 | 10 11 048 1205 | HB48-HT/SE-DR-2M50 | |





Sare® B

| Identification | Cable entry | Part No. | Type Name | Dimensions (in mm) |
|---|---|---|---|---|
| Bulkhead mounted housings | | | | |
| | No cover | 10 11 048 0510 | HB48-BM-SL/S | 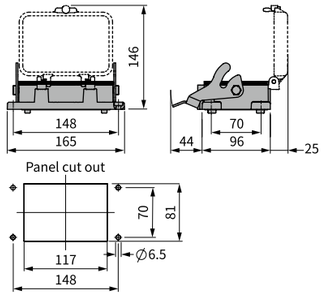  |
| | Plastic cover | 10 11 048 0550 | HB48-BM-PC-SL/S | |
| | Metal cover | 10 11 048 0551 | HB48-BM-MC-SL/S | |
| Surface mounted housings, high construction | | | | |
| | No cover | | | 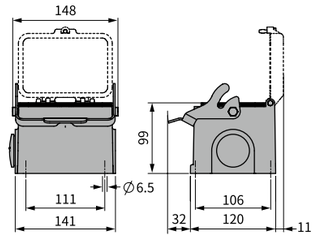  |
| | 2 x M32 | 10 11 048 1613 | HB48-HSM-SL/S-2M32 | |
| | 2 x M40 | 10 11 048 1614 | HB48-HSM-SL/S-2M40 | |
| | Plastic cover | | | |
| | 2 x M40 | 10 11 048 1652 | HB48-HSM-PC-SL/S-2M40 | |
| | Metal cover | | | |
| | 2 x M40 | 10 11 048 1655 | HB48-HSM-MC-SL/S-2M40 | |

Sare® B

## Single locking

## General technical data

| | |
|---|---|
| Limiting temperature | -40 ... +125 °C |
| Degree of protection acc. to IEC | IP67 |
| Degree of protection acc. to NEMA 250 | 4, 4X, 12 |
| Material(housing) | Aluminium die-cast |
| Color(housing) | RAL9005(jet black) |
| Material(housing seal) | FPM |
| Material(locking) | Stainless steel |
| Material flammability class acc. to UL94 | V-0 |
| RoHS | Compliant |

| Identification | Cable entry | Part No. | Type Name | Dimensions (in mm) |
|---|---|---|---|---|
| Hood, top entry low construction | 1 x M20 | 10 12 006 0001 | HMB06-TE-DP-M20 | 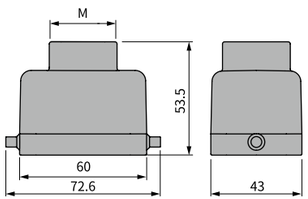  |
| Hood, side entry low construction | 1 x M20 | 10 12 006 0101 | HMB06-SE-DP-M20 | 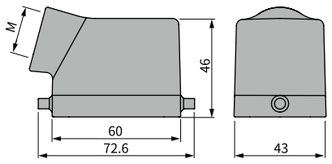  |
| Hood, high construction | Top entry | | | 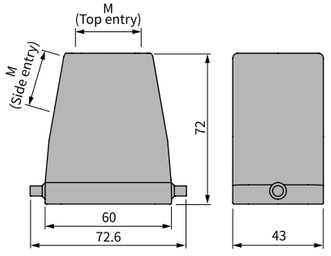  |
| | 1 x M20 | 10 12 006 1001 | HMB06-HTE-DP-M20 | |
| | 1 x M25 | 10 12 006 1002 | HMB06-HTE-DP-M25 | |
| | 1 x M32 | 10 12 006 1003 | HMB06-HTE-DP-M32 | |
| | Side entry | | | |
| | 1 x M20 | 10 12 006 1101 | HMB06-HSE-DP-M20 | |
| | 1 x M25 | 10 12 006 1102 | HMB06-HSE-DP-M25 | |

PG articles also available - via www.inkonn.com





Sare® B

| Identification | Cable entry | Part No. | Type Name | Dimensions (in mm) |
|---|---|---|---|---|
| Bulkhead mounted housings | No cover | 10 12 006 0510 | HMB06-BM-SL/S | 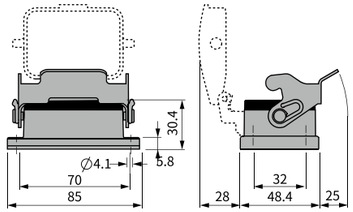  |
| | Metal cover | 10 12 006 0550 | HMB06-BM-MC-SL/S | |
| | | | | 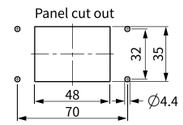  |
| Surface mounted housings, low construction | 2 x M20 | 10 12 006 0611 | HMB06-SM-SL/S-2M20 | 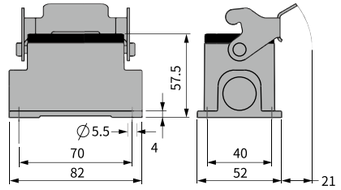  |
| Surface mounted housings, high construction | Plastic cover 2 x M25 | 10 12 006 1652 | HMB06-HSM-PC-SL/S-2M25 | 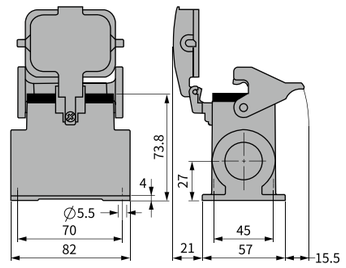  |

PG articles also available - via www.inkonn.com

Sare® B

| Identification | Cable entry | Part No. | Type Name | Dimensions (in mm) |
|---|---|---|---|---|
| Cover, metal, for cable to cable, with fixing cord | | 10 12 006 0800 | HMB06-MC/B-DP-O | 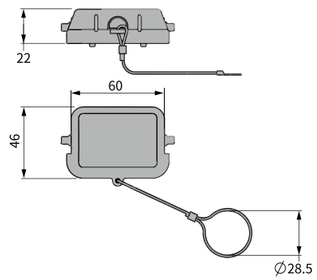  |
| Cover, metal, for bulkhead mounted, for surface mounted, with fixing cord | | 10 12 006 0801 | HMB06-MC/B-DP-T | 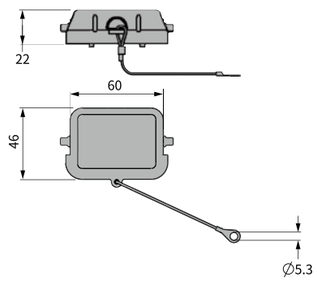  |

PG articles also available - via www.inkonn.com



Housings Outdoor
Housing Size B06

Sare® B

| Identification | Cable entry | Part No. | Type Name | Dimensions (in mm) |
|---|---|---|---|---|

PG articles also available - via www.inkonn.com

Sare® B

## Double locking

## General technical data

| | |
|---|---|
| Limiting temperature | -40 ... +125 °C |
| Degree of protection acc. to IEC | IP67 |
| Degree of protection acc. to NEMA 250 | 4, 4X, 12 |
| Material(housing) | Aluminium die-cast |
| Color(housing) | RAL9005(jet black) |
| Material(housing seal) | FPM |
| Material(locking) | Stainless steel |
| Material flammability class acc. to UL94 | V-0 |
| RoHS | Compliant |

| Identification | Cable entry | Part No. | Type Name | Dimensions (in mm) |
|---|---|---|---|---|
| Hood, top entry low construction | 1 x M20 | 10 12 010 0041 | HMB10-TE-QP-M20 | 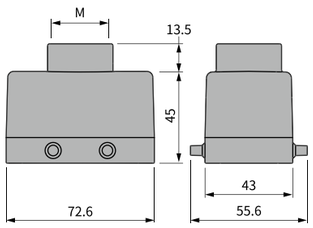  |
| Hood, side entry low construction | 1 x M20 | 10 12 010 0141 | HMB10-SE-QP-M20 | 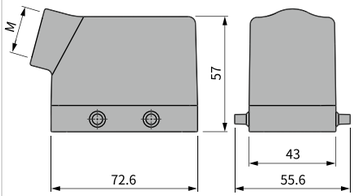  |
| Hood, high construction  | Top entry<br>1 x M25<br>1 x M32<br>2 x M20<br>Side entry<br>1 x M25<br>1 x M32<br>1 x M40 | <br>10 12 010 1042<br>10 12 010 1043<br>10 12 010 1041<br><br>10 12 010 1142<br>10 12 010 1143<br>10 12 010 1144 | <br>HMB10-HTE-QP-M25<br>HMB10-HTE-QP-M32<br>HMB10-HTE-QP-2M20<br><br>HMB10-HSE-QP-M25<br>HMB10-HSE-QP-M32<br>HMB10-HSE-QP-M40 | 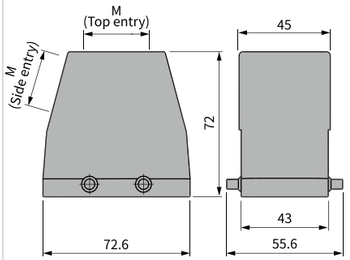  |



Housings Outdoor
Housing Size B10

Sare® B

| Identification | Cable entry | Part No. | Type Name | Dimensions (in mm) |
|---|---|---|---|---|
| Bulkhead mounted housings | | 10 12 010 0520 | HMB10-BM-DL/S | 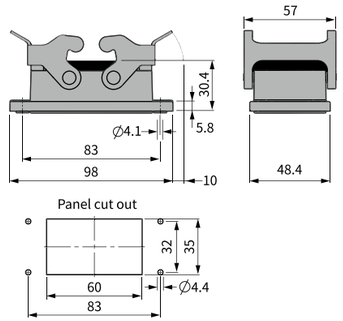  |
| Surface mounted housings, low construction | 2 x M20 | 10 12 010 0621 | HMB10-SM-DL/S-2M20 | 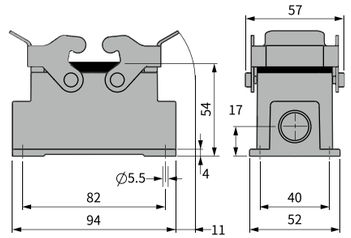  |
| Surface mounted housings, high construction | 2 x M25 | 10 12 010 1623 | HMB10-HSM-DL/S-2M32 | 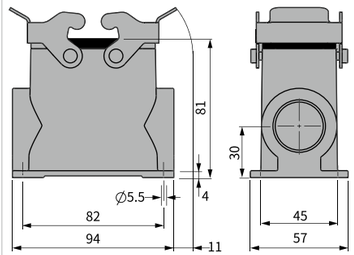  |

Sare® B

| Identification | Cable entry | Part No. | Type Name | Dimensions (in mm) |
|---|---|---|---|---|
| Cover, metal, for hoods, with fixing cord | | 10 12 010 0820 | HMB10-MC/C-DL/S-O | 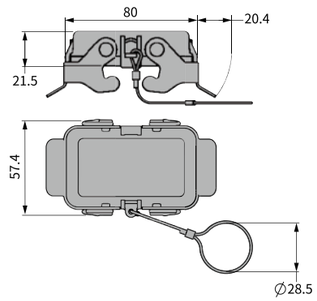  |
| Cover, metal, for bulkhead mounted, for surface mounted, with fixing cord | | 10 12 010 0840 | HMB10-MC/B-QP-T | 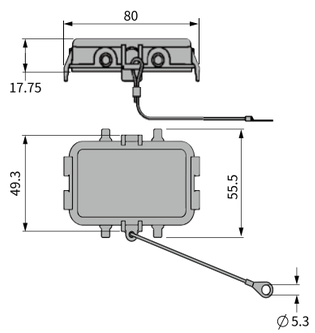  |



Housings Outdoor
Housing Size B10

Sare® B

| Identification | Cable entry | Part No. | Type Name | Dimensions (in mm) |
|---|---|---|---|---|

PG articles also available - via www.inkonn.com

Sare® B

## Double locking

## General technical data

| | |
|---|---|
| Limiting temperature | -40 ... +125 °C |
| Degree of protection acc. to IEC | IP67 |
| Degree of protection acc. to NEMA 250 | 4, 4X, 12 |
| Material(housing) | Aluminium die-cast |
| Color(housing) | RAL9005(jet black) |
| Material(housing seal) | FPM |
| Material(locking) | Stainless steel |
| Material flammability class acc. to UL94 | V-0 |
| RoHS | Compliant |

| Identification | Cable entry | Part No. | Type Name | Dimensions (in mm) |
|---|---|---|---|---|
| Hood, top entry<br>low construction | 1 x M25 | 10 12 016 0042 | HMB16-TE-QP-M25 | 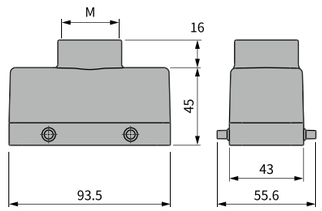  |
| Hood, side entry<br>low construction | 1 x M25 | 10 12 016 0142 | HMB16-SE-QP-M25 | 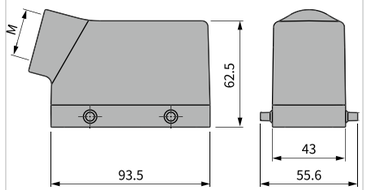  |
| Hood,<br>high construction | Top entry<br>1 x M32<br>Side entry<br>1 x M32<br>1 x M40 | 10 12 016 1043<br>10 12 016 1143<br>10 12 016 1144 | HMB16-HTE-QP-M32<br>HMB16-HSE-QP-M32<br>HMB16-HSE-QP-M40 | 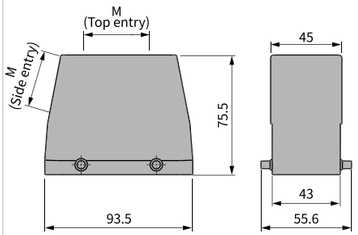  |





Sare® B

| Identification | Cable entry | Part No. | Type Name | Dimensions (in mm) |
|---|---|---|---|---|
| Bulkhead mounted<br>housings | | 10 12 016 0520 | HMB16-BM-DL/S | 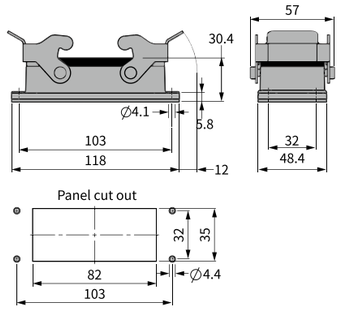  |
| Surface mounted<br>housings,<br>low construction | 1 x M25 | 10 12 016 0622 | HMB16-SM-DL/S-M25 | 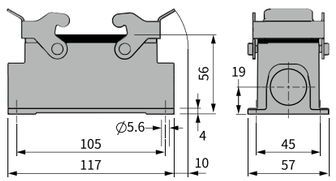  |
| Surface mounted<br>housings,<br>high construction | 2 x M32<br>2 x M40 | 10 12 016 1623<br>10 12 016 1624 | HMB16-HSM-DL/S-2M32<br>HMB16-HSM-DL/S-2M40 | 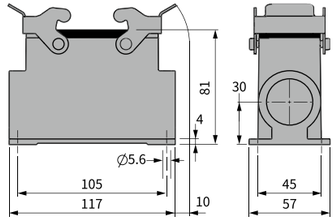  |

Housings Outdoor
Housing Size B16

Sare® B

| Identification | Cable entry | Part No. | Type Name | Dimensions (in mm) |
|---|---|---|---|---|
| Cover, metal, for hoods, with fixing cord | | 10 12 016 0820 | HMB16-MC/C-DL/S-O | 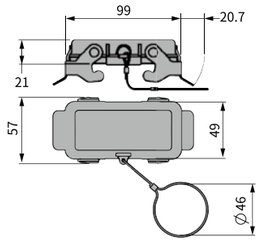  |
| Cover, metal, for bulkhead mounted, for surface mounted, with fixing cord | | 10 12 016 0840 | HMB16-MC/B-QP-T | 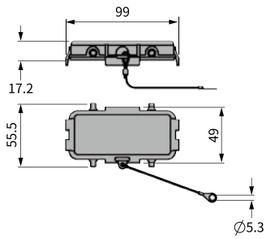  |

Sare® B

| Identification | Cable entry | Part No. | Type Name | Dimensions (in mm) |
|---|---|---|---|---|



PG articles also available - via www.inkonn.com

Sare® B

## Central locking



## General technical data

| | |
|---|---|
| Limiting temperature | -40 ... +125 °C |
| Degree of protection acc. to IEC | IP67 |
| Degree of protection acc. to NEMA 250 | 4, 4X, 12 |
| Material(housing) | Aluminium die-cast |
| Color(housing) | RAL9005(jet black) |
| Material(housing seal) | FPM |
| Material(locking) | Stainless steel |
| Material flammability class acc. to UL94 | V-0 |
| RoHS | Compliant |

| Identification | Cable entry | Part No. | Type Name | Dimensions (in mm) |
|---|---|---|---|---|
| Hood, high construction | Top entry | | | 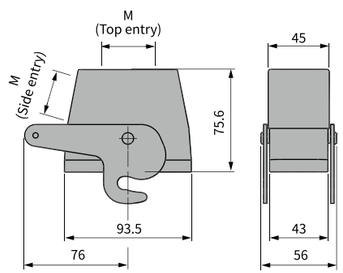  |
| | 1 x M32 | 10 12 016 1033 | HMB16-HTE-CL/S-M32 | |
| | Side entry | | | |
| | 1 x M32 | 10 12 016 1133 | HMB16-HSE-CL/S-M32 | |
| Surface mounted housings, high construction | 2 x M32 | 10 12 016 1633 | HMB16-HSM-CR-2M32 | 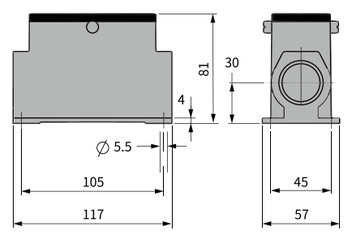  |





Sare® B

| Identification | Cable entry | Part No. | Type Name | Dimensions (in mm) |
|---|---|---|---|---|

Sare® B

## Double locking

## General technical data

| | |
|---|---|
| Limiting temperature | -40 ... +125 °C |
| Degree of protection acc. to IEC | IP67 |
| Degree of protection acc. to NEMA 250 | 4, 4X, 12 |
| Material(housing) | Aluminium die-cast |
| Color(housing) | RAL9005(jet black) |
| Material(housing seal) | FPM |
| Material(locking) | Stainless steel |
| Material flammability class acc. to UL94 | V-0 |
| RoHS | Compliant |

| Identification | Cable entry | Part No. | Type Name | Dimensions (in mm) |
|---|---|---|---|---|
| Hood, top entry low construction | 1 x M25 | 10 12 024 0042 | HMB24-TE-QP-M25 | 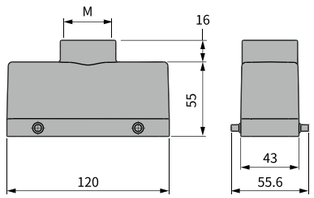  |
| Hood, side entry low construction | 1 x M25 | 10 12 024 0142 | HMB24-SE-QP-M25 | 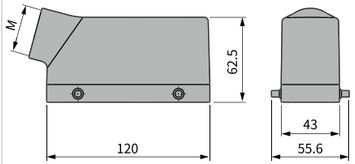  |
| Hood, high construction | Top entry | | | 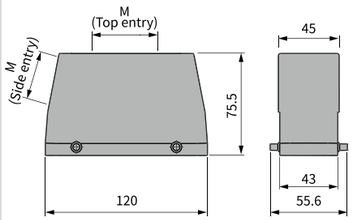  |
| | 1 x M32 | 10 12 024 1043 | HMB24-HTE-QP-M32 | |
| | 1 x M40 | 10 12 024 1044 | HMB24-HTE-QP-M40 | |
| | 2 x M25 | 10 12 024 1042 | HMB24-HTE-QP-2M25 | |
| | 2 x M32 | 10 12 024 1041 | HMB24-HTE-QP-2M32 | |
| | Side entry | | | |
| | 1 x M32 | 10 12 024 1143 | HMB24-HSE-QP-M32 | |
| | 1 x M40 | 10 12 024 1144 | HMB24-HSE-QP-M40 | |

PG articles also available - via www.inkonn.com



Housings Outdoor
Housing Size B24

Sare® B

| Identification | Cable entry | Part No. | Type Name | Dimensions (in mm) |
|---|---|---|---|---|
| Bulkhead mounted housings | | 10 12 024 0520 | HMB24-BM-DL/S | 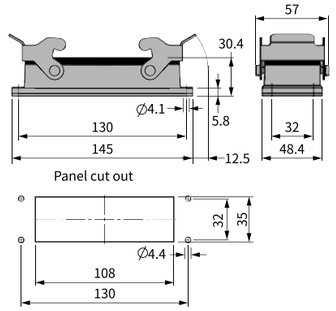  |
| Surface mounted housings, high construction | 2 x M32 | 10 12 024 1623 | HMB24-HSM-DL/S-2M32 | 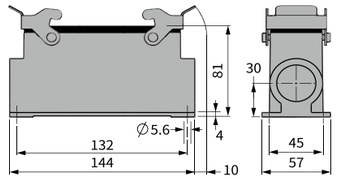  |
| Cable to cable housings, high construction | 1 x M40 | 10 12 024 1424 | HMB24-HCTC-DL/S-M40 | 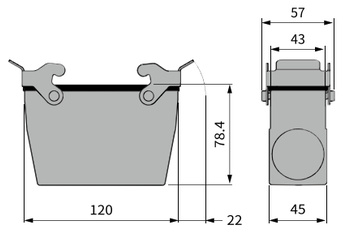  |

PG articles also available - via www.inkonn.com

Sare® B

| Identification | Cable entry | Part No. | Type Name | Dimensions (in mm) |
|---|---|---|---|---|
| Cover, metal, for hoods, with fixing cord | | 10 12 024 0820 | HMB24-MC/C-DL/S-O | 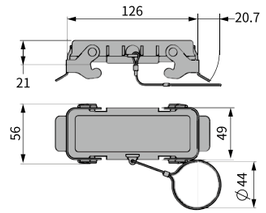  |
| Cover, metal, for bulkhead mounted, for surface mounted, with fixing cord | | 10 12 024 0840 | HMB24-MC/B-QP-T | 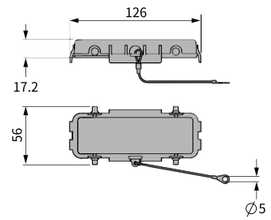  |



Housings Outdoor
Housing Size B24

Sare® B

| Identification | Cable entry | Part No. | Type Name | Dimensions (in mm) |
|---|---|---|---|---|

PG articles also available - via www.inkonn.com

Housings Outdoor
Housing Size B24



## Central locking

## General technical data

| | |
|---|---|
| Limiting temperature | -40 ... +125 °C |
| Degree of protection acc. to IEC | IP67 |
| Degree of protection acc. to NEMA 250 | 4, 4X, 12 |
| Material(housing) | Aluminium die-cast |
| Color(housing) | RAL9005(jet black) |
| Material(housing seal) | FPM |
| Material(locking) | Stainless steel |
| Material flammability class acc. to UL94 | V-0 |
| RoHS | Compliant |

| Identification | Cable entry | Part No. | Type Name | Dimensions (in mm) |
|---|---|---|---|---|
| Hood, high construction | Top entry 1 x M32 | 10 12 024 1033 | HMB24-HTE-CL/S-M32 | 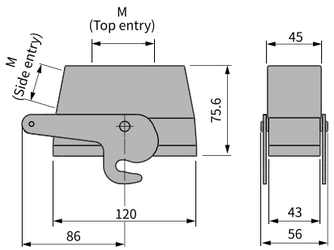  |
| | Side entry 1 x M32 | 10 12 024 1133 | HMB24-HSE-CL/S-M32 | |
| Bulkhead mounted housings | 2 x M32 | 10 12 024 0530 | HMB24-BM-CR | 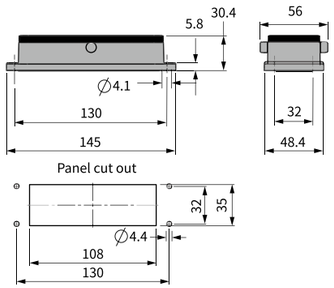  |
| Surface mounted housings, high construction | 2 x M32 | 10 12 024 1633 | HMB24-HSM-CR-2M32 | 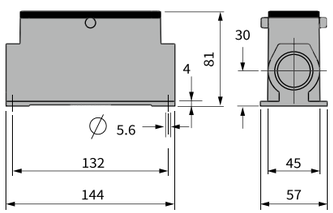  |

| Identification | Cable entry | Part No. | Type Name | Dimensions (in mm) |
|---|---|---|---|---|
| | | | | |

Sare® B


PG articles also available - via www.inkonn.com

Sare® B

## Single locking

## General technical data

| | |
|---|---|
| Limiting temperature | -40 ... +125 °C |
| Degree of protection acc. to IEC | IP65 |
| Degree of protection acc. to NEMA 250 | 4, 4X, 12 |
| Material(housing) | Aluminium die-cast |
| Color(housing) | RAL9005(jet black) |
| Material(housing seal) | FPM |
| Material(locking) | Stainless steel |
| Material flammability class acc. to UL94 | V-0 |
| RoHS | Compliant |

| Identification | Cable entry | Part No. | Type Name | Dimensions (in mm) |
|---|---|---|---|---|
| Hood, high construction | | | | |
|  | Top entry | | | 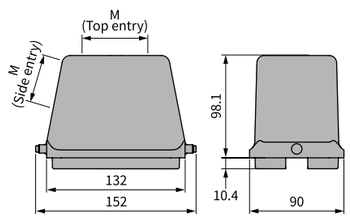 |
| | 1 x M40 | 10 12 048 1004 | HMB48-HTE-DR-M40 | |
| | 1 x M50 | 10 12 048 1005 | HMB48-HTE-DR-M50 | |
| | 4 x M25 | 10 12 048 1002 | HMB48-HTE-DR-4M25 | |
|  | Side entry | | | |
| | 1 x M40 | 10 12 048 1104 | HMB48-HSE-DR-M40 | |





Housings Outdoor
Housing Size B48

Sare® B

| Identification | Cable entry | Part No. | Type Name | Dimensions (in mm) |
|---|---|---|---|---|
| Bulkhead mounted housings | | | | |
| | Plastic cover | 10 12 048 0510 | HMB48-BM-PC-SL/S | 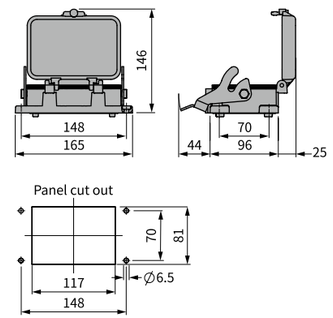 |



PG articles also available - via www.inkonn.com

Sare® B

## Single locking

## General technical data

| | |
|---|---|
| Limiting temperature | -40 ... +125 °C |
| Degree of protection acc. to IEC | IP67 |
| Degree of protection acc. to NEMA 250 | 4, 4X, 12 |
| Material(housing) | Aluminium die-cast |
| Surface(housing) | Uncoated |
| Color(housing) | Unpainted |
| Material(housing seal) | NBR |
| Material(locking) | Polycarbonate, Stainless steel |
| Material flammability class acc. to UL94 | V-0 |
| RoHS | Compliant |

| Identification | Cable entry | Part No. | Type Name | Dimensions (in mm) |
|---|---|---|---|---|
| Hood, top entry low construction | 1 x M20 | 10 14 006 0001 | HEMCB06-TE-DP-M20 | 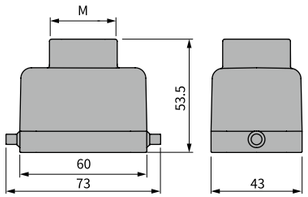  |
| Hood, side entry low construction | 1 x M20 | 10 14 006 0101 | HEMCB06-SE-DP-M20 | 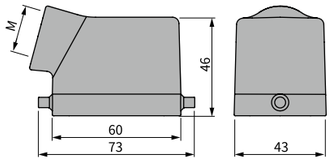  |
| Hood, high construction | Top entry | | | 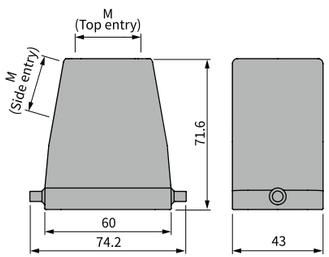  |
| | 1 x M25 | 10 14 006 1002 | HEMCB06-HTE-DP-M25 | |
| | 1 x M32 | 10 14 006 1003 | HEMCB06-HTE-DP-M32 | |
| | Side entry | | | |
| | 1 x M25 | 10 14 006 1102 | HEMCB06-HSE-DP-M25 | |
| | 1 x M32 | 10 14 006 1103 | HEMCB06-HSE-DP-M32 | |
| | No entry | 10 14 006 1300 | HEMCB06-HNE-DP | |





Sare® B

| Identification | Cable entry | Part No. | Type Name | Dimensions (in mm) |
|---|---|---|---|---|
| Bulkhead mounted housings | | 10 14 006 0510 | HEMCB06-BM-SL | 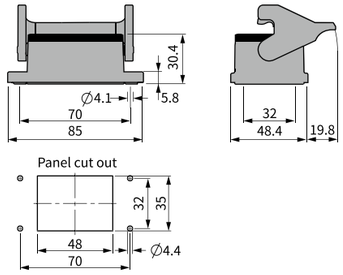  |
| | Stainless steel lever options also available | | | |
| Surface mounted housings, low construction | 2 x M20 | 10 14 006 0611 | HEMCB06-SM-SL-2M20 | 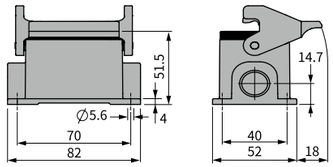  |
| Cover, metal, for Bulkhead mounted, for surface mounted, with fixing cord | | 10 14 006 0801 | HEMCB06-MC/B-DP-T | 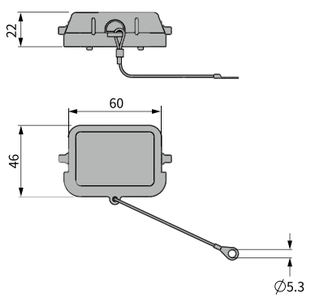  |

Sare® B

## Double locking

## General technical data

| | |
|---|---|
| Limiting temperature | -40 ... +125 °C |
| Degree of protection acc. to IEC | IP67 |
| Degree of protection acc. to NEMA 250 | 4, 4X, 12 |
| Material(housing) | Aluminium die-cast |
| Surface(housing) | Uncoated |
| Color(housing) | Unpainted |
| Material(housing seal) | NBR |
| Material(locking) | Polycarbonate, Stainless steel |
| Material flammability class acc. to UL94 | V-0 |
| RoHS | Compliant |

| Identification | Cable entry | Part No. | Type Name | Dimensions (in mm) |
|---|---|---|---|---|
| Hood, top entry low construction | 1 x M20 | 10 14 010 0041 | HEMCB10-TE-QP-M20 | 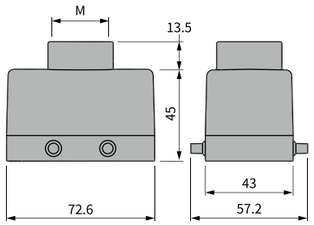  |
| | 1 x M25 | 10 14 010 0042 | HEMCB10-TE-QP-M25 | |
| Hood, side entry low construction | 1 x M20 | 10 14 010 0141 | HEMCB10-SE-QP-M20 | 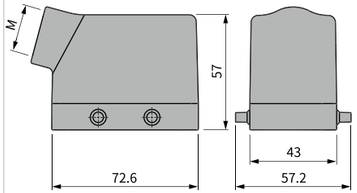  |
| Hood, high construction | Top entry | | | 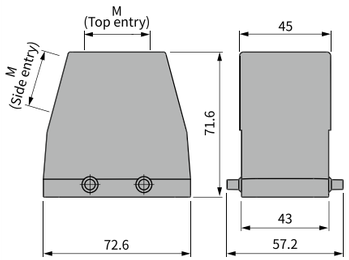  |
| | 1 x M25 | 10 14 010 1042 | HEMCB10-HTE-QP-M25 | |
| | 1 x M32 | 10 14 010 1043 | HEMCB10-HTE-QP-M32 | |
| | Side entry | | | |
| | 1 x M25 | 10 14 010 1142 | HEMCB10-HSE-QP-M25 | |
| | 1 x M32 | 10 14 010 1143 | HEMCB10-HSE-QP-M32 | |
| | No entry | 10 14 010 1340 | HEMCB10-HNE-QP | |

PG articles also available - via www.inkonn.com





Sare® B

| Identification | Cable entry | Part No. | Type Name | Dimensions (in mm) |
|---|---|---|---|---|
| Bulkhead mounted housings | | 10 14 010 0520 | HEMCB10-BM-DL | 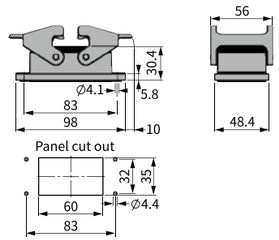  |
| | Stainless steel lever options also available | | | |
| Surface mounted housings, low construction | 2 x M25 | 10 14 010 0622 | HEMCB10-SM-DL-2M25 | 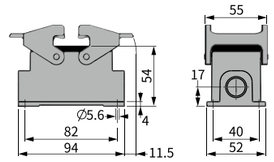  |
| Surface mounted housings, high construction | 2 x M32 | 10 14 010 1623 | HEMCB10-HSM-DL-2M32 | 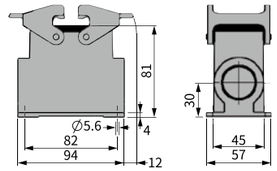  |
| Cable to cable housings, high construction | 2 x M25 | 10 14 010 1422 | HEMCB10-HCTC-DL-M25 | 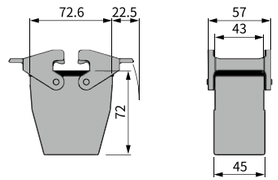  |
| | 2 x M32 | 10 14 010 1423 | HEMCB10-HCTC-DL-M32 | |
| Cover, metal, for Bulkhead mounted, for surface mounted, with fixing cord | | 10 14 010 0842 | HEMCB10-MC/B-QP-T | 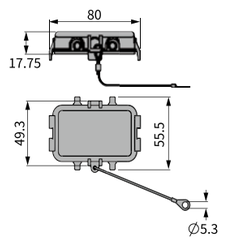  |

PG articles also available - via www.inkonn.com

Sare® B

## Single locking

## General technical data

| | |
|---|---|
| Limiting temperature | -40 ... +125 °C |
| Degree of protection acc. to IEC | IP67 |
| Degree of protection acc. to NEMA 250 | 4, 4X, 12 |
| Material(housing) | Aluminium die-cast |
| Surface(housing) | Uncoated |
| Color(housing) | Unpainted |
| Material(housing seal) | NBR |
| Material(locking) | Polycarbonate, Stainless steel |
| Material flammability class acc. to UL94 | V-0 |
| RoHS | Compliant |

| Identification | Cable entry | Part No. | Type Name | Dimensions (in mm) |
|---|---|---|---|---|
| Hood, high construction | | | | |
| | Top entry | | | |
| | 1 x M25 | 10 14 010 1002 | HEMCB10-HTE-DR-M25 | 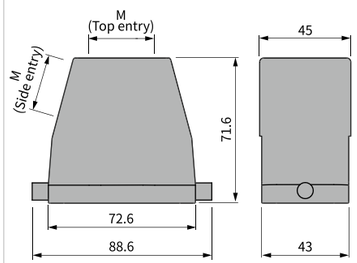 |
| | 1 x M32 | 10 14 010 1003 | HEMCB10-HTE-DR-M32 | |
| | Side entry | | | |
| | 1 x M25 | 10 14 010 1102 | HEMCB10-HSE-DR-M25 | |
| | 1 x M32 | 10 14 010 1103 | HEMCB10-HSE-DR-M32 | |





Housings EMC
Housing Size B10

Sare® B

| Identification | Cable entry | Part No. | Type Name | Dimensions (in mm) |
|---|---|---|---|---|
| Bulkhead mounted housings | | | | |
| | | 10 14 010 0510 | HEMCB10-BM-SL | 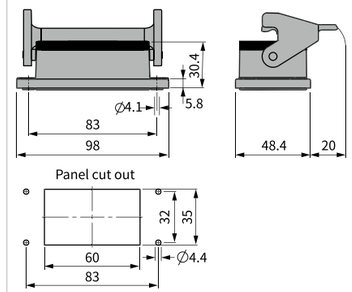 |



PG articles also available - via www.inkonn.com

Sare® B

## Double locking

## General technical data

| | |
|---|---|
| Limiting temperature | -40 ... +125 °C |
| Degree of protection acc. to IEC | IP67 |
| Degree of protection acc. to NEMA 250 | 4, 4X, 12 |
| Material(housing) | Aluminium die-cast |
| Surface(housing) | Uncoated |
| Color(housing) | Unpainted |
| Material(housing seal) | NBR |
| Material(locking) | Polycarbonate, Stainless steel |
| Material flammability class acc. to UL94 | V-0 |
| RoHS | Compliant |

| Identification | Cable entry | Part No. | Type Name | Dimensions (in mm) |
|---|---|---|---|---|
| Hood, top entry low construction | 1 x M25 | 10 14 016 0042 | HEMCB16-TE-QP-M25 | 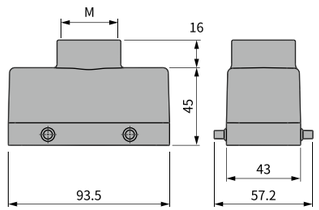  |
| Hood, side entry low construction | 1 x M25 | 10 14 016 0142 | HEMCB16-SE-QP-M25 | 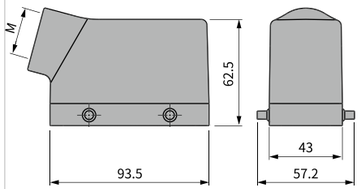  |
| Hood, high construction | Top entry<br>1 x M32<br>1 x M40<br>Side entry<br>1 x M32<br>1 x M40<br>No entry | <br>10 14 016 1043<br>10 14 016 1044<br><br>10 14 016 1143<br>10 14 016 1144<br>10 14 016 1340 | <br>HEMCB16-HTE-QP-M32<br>HEMCB16-HTE-QP-M40<br><br>HEMCB16-HSE-QP-M32<br>HEMCB16-HSE-QP-M40<br>HEMCB16-HNE-QP | 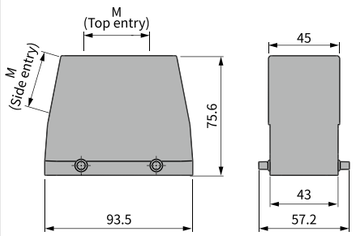  |



Housings EMC
Housing Size B16

Sare® B

| Identification | Cable entry | Part No. | Type Name | Dimensions (in mm) |
|---|---|---|---|---|
| Bulkhead mounted housings | | 10 14 016 0520 | HEMCB16-BM-DL | 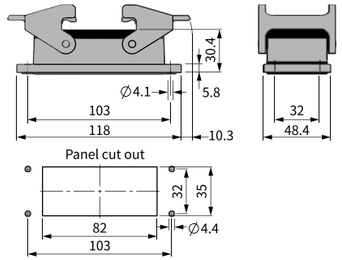  |
| Surface mounted housings, low construction | 2 x M25 | 10 14 016 0622 | HEMCB16-SM-DL-2M25 | 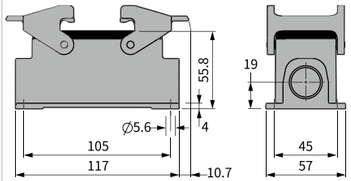  |
| Surface mounted housings, high construction | 2 x M40 | 10 14 016 1624 | HEMCB16-HSM-DL-2M40 | 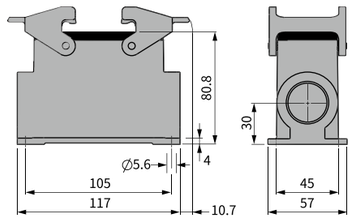  |
| Cover, metal, for Bulkhead mounted, for surface mounted, with fixing cord | | 10 14 016 0842 | HEMCB16-MC/B-QP-T | 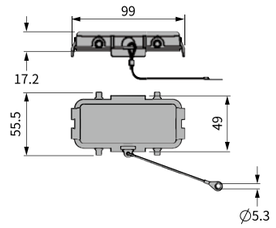  |

Stainless steel lever options also available

Sare® B

## Double locking

## General technical data

| | |
|---|---|
| Limiting temperature | -40 ... +125 °C |
| Degree of protection acc. to IEC | IP67 |
| Degree of protection acc. to NEMA 250 | 4, 4X, 12 |
| Material(housing) | Aluminium die-cast |
| Surface(housing) | Uncoated |
| Color(housing) | Unpainted |
| Material(housing seal) | NBR |
| Material(locking) | Polycarbonate, Stainless steel |
| Material flammability class acc. to UL94 | V-0 |
| RoHS | Compliant |

| Identification | Cable entry | Part No. | Type Name | Dimensions (in mm) |
|---|---|---|---|---|
| Hood, top entry low construction | 1 x M32 | 10 14 024 0043 | HEMCB24-TE-QP-M32 | 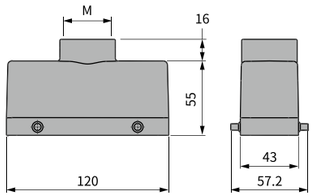  |
| Hood, side entry low construction | 1 x M25 | 10 14 024 0142 | HEMCB24-SE-QP-M25 | 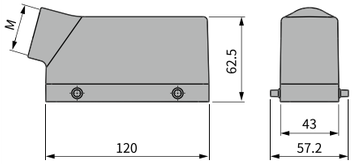  |
| Hood, high construction | Top entry<br>1 x M32<br>1 x M40<br>Side entry<br>1 x M32<br>1 x M40<br>No entry | <br>10 14 024 1043<br>10 14 024 1044<br><br>10 14 024 1143<br>10 14 024 1144<br>10 14 024 1340 | <br>HEMCB24-HTE-QP-M32<br>HEMCB24-HTE-QP-M40<br><br>HEMCB24-HSE-QP-M32<br>HEMCB24-HSE-QP-M40<br>HEMCB24-HNE-QP | 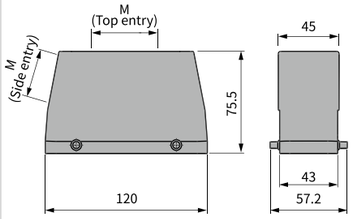  |



Housings EMC
Housing Size B24

Sare® B

| Identification | Cable entry | Part No. | Type Name | Dimensions (in mm) |
|---|---|---|---|---|
| Bulkhead mounted housings | | 10 14 024 0520 | HEMCB24-BM-DL | 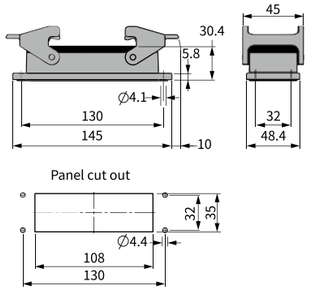  |
| Surface mounted housings, low construction | 2 x M25 | 10 14 024 0622 | HEMCB24-SM-DL-2M25 | 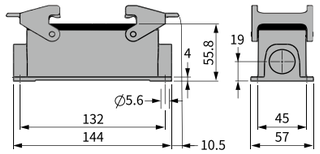  |
| Surface mounted housings, high construction | 2 x M40 | 10 14 024 1624 | HEMCB24-HSM-DL-2M40 | 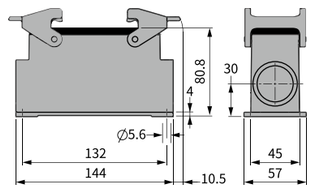  |
| Cover, metal, for Bulkhead mounted, for surface mounted, with fixing cord | | 10 14 024 0842 | HEMCB24-MC/B-QP-T | 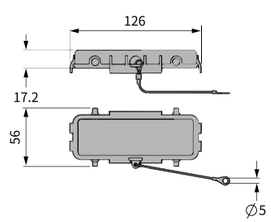  |

Stainless steel lever options also available

# Crimp contacts & Tools

InKonn Sare® Heavy Duty Connectors
Crimp contacts and Tools

Sare® Contacts & Tools

## Contents

Pages


| Crimp type | | | Data | Signal | Power | Pages |
|---|---|---|---|---|---|---|
| Csub-series | Csub | up to 5A | X | | | 04-03 |
| CD-series | CD | up to 10A | | X | | 04-05 |
| CE-series | CE | up to 16A | | | X | 04-07 |
| CC-series | CC | up to 40A | | | X | 04-09 |
| C70-series | C70 | up to 70A | | | X | 04-11 |
| C100-series | C100 | up to 100A | | | X | 04-13 |
| C200-series | C200 | up to 200A | | | X | 04-15 |

## Technical characteristics

| | | |
|---|---|---|
| Contact resistance | [mΩ] | ⩽ 10 |
| Operating current | [A] | ⩽ 5 |
| Material contacts | | Copper alloy |
| RoHS | | Compliant with exemption |
| RoHS exemption | | 6c: Copper alloy containing up to 4% lead by weight |

Csub

## Details

The wire gauges refer to geometric wire gauges of cables

## Specifications

Compliant: IEC 60664-1, IEC 61984

| Identification | Conductor Cross-section | Gender | Part No. | Type Name | Dimensions (in mm) |
|---|---|---|---|---|---|
| Crimp contact, gold plated | 0.09 ... 0.25mm² | Female | 10 40 000 7200 | CSG-0.25-F | Female 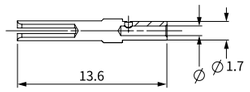  |
| | 0.13 ... 0.33mm² | | 10 40 000 7201 | CSG-0.33-F | |
| | 0.25 ... 0.52mm² | | 10 40 000 7202 | CSG-0.52-F | |
| | 0.09 ... 0.25mm² | Male | 10 40 000 7100 | CSG-0.25-M | Male 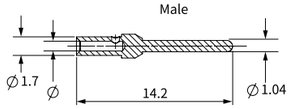  |
| | 0.13 ... 0.33mm² | | 10 40 000 7101 | CSG-0.33-M | |
| | 0.25 ... 0.52mm² | | 10 40 000 7102 | CSG-0.52-M | |

| Conductor cross-section(mm²) | ∅ | Stripping length(mm) |
|---|---|---|
| 0.09-0.25 | 0.64 | 4.2 |
| 0.13-0.33 | 0.88 | 4.2 |
| 0.25-0.52 | 1.13 | 4.2 |

Sare® Contacts & Tools

## Technical characteristics

| | | |
|---|---|---|
| Contact resistance | [mΩ] | ⩽ 3 |
| Operating current | [A] | ⩽ 10 |
| Material contacts | | Copper alloy |
| RoHS | | Compliant with exemption |
| RoHS exemption | | 6c: Copper alloy containing up to 4% lead by weight |

CD

## Details

The wire gauges refer to geometric wire gauges of cables

## Specifications

Compliant: IEC 60664-1, IEC 61984

| Identification | Conductor Cross-section | Gender | Part No. | Type Name |
|---|---|---|---|---|
| Crimp contact, silver plated | 0.14 ... 0.37mm² | Female | 10 31 000 7200 | CDS-0.37-F |
| | 0.5mm² | | 10 31 000 7201 | CDS-0.5-F |
| | 0.75mm² | | 10 31 000 7202 | CDS-0.75-F |
| | 1.0mm² | | 10 31 000 7203 | CDS-1.0-F |
| | 1.5mm² | | 10 31 000 7204 | CDS-1.5-F |
| | 2.5mm² | | 10 31 000 7205 | CDS-2.5-F |
| | 0.14 ... 0.37mm² | Male | 10 31 000 7100 | CDS-0.37-M |
| | 0.5mm² | | 10 31 000 7101 | CDS-0.5-M |
| | 0.75mm² | | 10 31 000 7102 | CDS-0.75-M |
| | 1.0mm² | | 10 31 000 7103 | CDS-1.0-M |
| | 1.5mm² | | 10 31 000 7104 | CDS-1.5-M |
| | 2.5mm² | | 10 31 000 7105 | CDS-2.5-M |
| Crimp contact, gold plated | 0.14 ... 0.37mm² | Female | 10 31 000 7210 | CDG-0.37-F |
| | 0.5mm² | | 10 31 000 7211 | CDG-0.5-F |
| | 0.75mm² | | 10 31 000 7212 | CDG-0.75-F |
| | 1.0mm² | | 10 31 000 7213 | CDG-1.0-F |
| | 1.5mm² | | 10 31 000 7214 | CDG-1.5-F |
| | 2.5mm² | | 10 31 000 7215 | CDG-2.5-F |
| | 0.14 ... 0.37mm² | Male | 10 31 000 7110 | CDG-0.37-M |
| | 0.5mm² | | 10 31 000 7111 | CDG-0.5-M |
| | 0.75mm² | | 10 31 000 7112 | CDG-0.75-M |
| | 1.0mm² | | 10 31 000 7113 | CDG-1.0-M |
| | 1.5mm² | | 10 31 000 7114 | CDG-1.5-M |
| | 2.5mm² | | 10 31 000 7115 | CDG-2.5-M |

### Dimensions (in mm)

Female

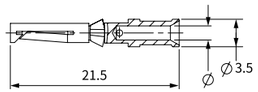


Male

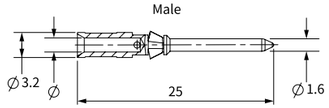


| Conductor cross-section(mm²) | | ∅ | Stripping length(mm) |
|---|---|---|---|
| 0.14-0.37 | AWG 26-22 | 0.9 | 8 |
| 0.5 | AWG 20 | 1.10 | 8 |
| 0.75 | AWG 18 | 1.30 | 8 |
| 1.0 | AWG 18 | 1.45 | 8 |
| 1.5 | AWG 16 | 1.75 | 8 |
| 2.5 | AWG 14 | 2.25 | 6 |

## Features

- Micro setting down to 0.01mm tolerance
- Suitable for Sare® CD crimp contacts
- With best performance for a time saving

## Details

RENNSTEIG

## Specifications

Sare® Contacts & Tools

| Identification | Conductor Cross-section | Part No. | Type Name |
|---|---|---|---|
| Crimping tool, chrome plated, two-component | 0.08 ... 2.5mm² | 8720 0000 61 | TOOL-C01/R |
| Locator, spare part | | 8720 0101 0 | TOOL-C01L/R |
| Removal tool, powder coated, aluminium grips, nickel plated, speicial tool steel | | 680 050 4 | TOOL-RD/R |

### Dimensions (in mm)

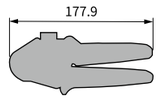


Suitable for:

| Contact | Conductor Cross-section (mm²) | TOOL-C01 |
|---|---|---|
| CD-Series | 0.14 ... 0.37 | X |
| | 0.5 | X |
| | 0.75 | X |
| | 1.0 | X |
| | 1.5 | X |
| | 2.5 | X |

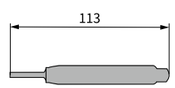

Sare® Contacts & Tools

## Technical characteristics

| | | |
|---|---|---|
| Contact resistance | [mΩ] | ⩽ 1 |
| Operating current | [A] | ⩽ 16 |
| Material contacts | | Copper alloy |
| RoHS | | Compliant with exemption |
| RoHS exemption | | 6c: Copper alloy containing up to 4% lead by weight |

CE

## Details

The wire gauges refer to geometric wire gauges of cables

## Specifications

Compliant: IEC 60664-1, IEC 61984

| Identification | Conductor Cross-section | Gender | Part No. | Type Name |
|---|---|---|---|---|
| Crimp contact, silver plated | 0.14 ... 0.37mm² | Female | 10 32 000 7200 | CES-0.37-F |
| | 0.5mm² | | 10 32 000 7201 | CES-0.5-F |
| | 0.75mm² | | 10 32 000 7202 | CES-0.75-F |
| | 1.0mm² | | 10 32 000 7203 | CES-1.0-F |
| | 1.5mm² | | 10 32 000 7204 | CES-1.5-F |
| | 2.5mm² | | 10 32 000 7205 | CES-2.5-F |
| | 3.0mm² | | 10 32 000 7206 | CES-3.0-F |
| | 4.0mm² | | 10 32 000 7207 | CES-4.0-F |
| | 0.14 ... 0.37mm² | Male | 10 32 000 7100 | CES-0.37-M |
| | 0.5mm² | | 10 32 000 7101 | CES-0.5-M |
| | 0.75mm² | | 10 32 000 7102 | CES-0.75-M |
| | 1.0mm² | | 10 32 000 7103 | CES-1.0-M |
| | 1.5mm² | | 10 32 000 7104 | CES-1.5-M |
| | 2.5mm² | | 10 32 000 7105 | CES-2.5-M |
| | 3.0mm² | | 10 32 000 7106 | CES-3.0-M |
| | 4.0mm² | | 10 32 000 7107 | CES-4.0-M |
| Crimp contact, gold plated | 0.14 ... 0.37mm² | Female | 10 32 000 7210 | CEG-0.37-F |
| | 0.5mm² | | 10 32 000 7211 | CEG-0.5-F |
| | 0.75mm² | | 10 32 000 7212 | CEG-0.75-F |
| | 1.0mm² | | 10 32 000 7213 | CEG-1.0-F |
| | 1.5mm² | | 10 32 000 7214 | CEG-1.5-F |
| | 2.5mm² | | 10 32 000 7215 | CEG-2.5-F |
| | 4.0mm² | | 10 32 000 7217 | CEG-4.0-F |
| | 0.14 ... 0.37mm² | Male | 10 32 000 7110 | CEG-0.37-M |
| | 0.5mm² | | 10 32 000 7111 | CEG-0.5-M |
| | 0.75mm² | | 10 32 000 7112 | CEG-0.75-M |
| | 1.0mm² | | 10 32 000 7113 | CEG-1.0-M |
| | 1.5mm² | | 10 32 000 7114 | CEG-1.5-M |
| | 2.5mm² | | 10 32 000 7115 | CEG-2.5-M |
| | 4.0mm² | | 10 32 000 7117 | CEG-4.0-M |

### Dimensions (in mm)

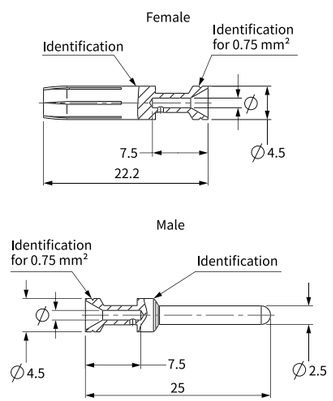


Stripping length: 7.5mm

| Conductor cross-section(mm²) | | ∅ | Identification |
|---|---|---|---|
| 0.14-0.37 | AWG 26-22 | 0.9 | no groove |
| 0.5 | AWG 20 | 1.15 | no groove |
| 0.75 | AWG 18 | 1.30 | 1 groove(1) |
| 1.0 | AWG 18 | 1.45 | 1 groove |
| 1.5 | AWG 16 | 1.75 | 2 grooves |
| 2.5 | AWG 14 | 2.25 | 3 grooves |
| 3 | AWG 12 | 2.55 | 1 wide groove |
| 4 | AWG 12 | 2.85 | no groove |

(1) = 1 groove on the back crimp collar

## Features

- Micro setting down to 0.01mm tolerance
- Suitable for Sare® CE crimp contacts
- With best performance for a time saving

## Details

RENNSTEIG

## Specifications

| Identification | Conductor Cross-section | Part No. | Type Name |
|---|---|---|---|
| Crimping tool Please order the locator article number separately | 0.14 ... 6.0mm² | 8750 0000 61 | TOOL-C02/R |
| Locator | | 8750 0401 0 | TOOL-C02L/R |
| Removal tool | | 680 110 4 | TOOL-RE/R |

### Dimensions (in mm)

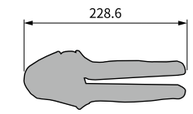


Suitable for:

| Contact | Conductor Cross-section (mm²) | TOOL-C02 |
|---|---|---|
| CE-Series | 0.14 ... 0.37 | X |
| | 0.5 | X |
| | 0.75 | X |
| | 1.0 | X |
| | 1.5 | X |
| | 2.5 | X |
| | 4.0 | X |

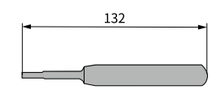

Sare® Contacts & Tools

## Technical characteristics

| | | |
|---|---|---|
| Contact resistance | [mΩ] | ⩽ 1 |
| Operating current | [A] | ⩽ 40 |
| Material contacts | | Copper alloy |
| RoHS | | Compliant with exemption |
| RoHS exemption | | 6c: Copper alloy containing up to 4% lead by weight |

CC

## Details

The wire gauges refer to geometric wire gauges of cables

## Specifications

Compliant: IEC 60664-1, IEC 61984

| Identification | Conductor Cross-section | Gender | Part No. | Type Name |
|---|---|---|---|---|
| Crimp contact, silver plated | 1.5mm² | Female | 10 34 000 7200 | CCS-1.5-F |
| | 2.5mm² | | 10 34 000 7201 | CCS-2.5-F |
| | 3.0mm² | | 10 34 000 7205 | CCS-3.0-F |
| | 4.0mm² | | 10 34 000 7202 | CCS-4.0-F |
| | 6.0mm² | | 10 34 000 7203 | CCS-6.0-F |
| | 10.0mm² | | 10 34 000 7204 | CCS-10.0-F |
| | 1.5mm² | Male | 10 34 000 7100 | CCS-1.5-M |
| | 2.5mm² | | 10 34 000 7101 | CCS-2.5-M |
| | 3.0mm² | | 10 34 000 7105 | CCS-3.0-M |
| | 4.0mm² | | 10 34 000 7102 | CCS-4.0-M |
| | 6.0mm² | | 10 34 000 7103 | CCS-6.0-M |
| | 10.0mm² | | 10 34 000 7104 | CCS-10.0-M |

### Dimensions (in mm)

Female

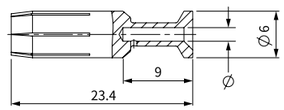


Male

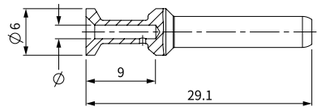


| Conductor cross-section(mm²) | | Ø | Stripping length(mm) |
|---|---|---|---|
| 1.5 | AWG 16 | 1.78 | 9.5 |
| 2.5 | AWG 14 | 2.28 | 9.5 |
| 3.0 | AWG12 | 2.58 | 9.5 |
| 4.0 | AWG 12 | 2.88 | 9.5 |
| 6.0 | AWG 10 | 3.53 | 9.5 |
| 10.0 | AWG 8 | 4.30 | 12 |



Sare® Contacts & Tools

## Features

- Micro setting down to 0.01mm tolerance
- Suitable for Sare® CC crimp contacts
- With best performance for a time saving

## Details

RENNSTEIG

## Specifications

| Identification | Conductor Cross-section | Part No. | Type Name |
|---|---|---|---|
| Crimping tool | 1.5 ... 10mm² | 8760 0000 61 | TOOL-C03/R |
| Locator | | 8760 0401 0 | TOOL-C03L/R |
| Removal tool | | 680 090 4 | TOOL-RC/R |

### Dimensions (in mm)

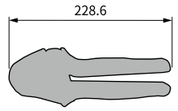


Suitable for:

| Contact | Conductor Cross-section (mm²) | TOOL-C03 |
|---|---|---|
| CC-Series | 1.5 | X |
| | 2.5 | X |
| | 4.0 | X |
| | 6.0 | X |
| | 10 | X |

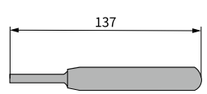

Sare® Contacts & Tools

## Technical characteristics

| | | |
|---|---|---|
| Contact resistance | [mΩ] | ⩽ 0.5 |
| Operating current | [A] | ⩽ 70 |
| Material contacts | | Copper alloy |
| RoHS | | Compliant with exemption |
| RoHS exemption | | 6c: Copper alloy containing up to 4% lead by weight |

C70

## Details

The wire gauges refer to geometric wire gauges of cables

## Specifications

Compliant: IEC 60664-1, IEC 61984

| Identification | Conductor Cross-section | Gender | Part No. | Type Name |
|---|---|---|---|---|
| Crimp contact, silver plated | 10mm² | Female | 10 39 000 7200 | C70S-10-F |
| | 16mm² | | 10 39 000 7201 | C70S-16-F |
| | 25mm² | | 10 39 000 7202 | C70S-25-F |
| | 10mm² | Male | 10 39 000 7100 | C70S-10-M |
| | 16mm² | | 10 39 000 7101 | C70S-16-M |
| | 25mm² | | 10 39 000 7102 | C70S-25-M |

## Dimensions (in mm)

Female

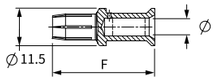


Male

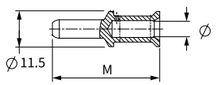


| Conductor cross-section (mm²) | Stripping length (mm) | Ø (mm) | F (mm) | M (mm) |
|---|---|---|---|---|
| 10 | 15.5 | 4.3 | 31.5 | 35 |
| 16 | 15.5 | 5.5 | 31.5 | 35 |
| 25 | 15.5 | 7 | 31.5 | 35 |

## Features

- Hydraulic two-hand crimping tool in plastic case, for crimping copper and aluminium conductors with cross-sections 10 - 400 mm²
- 360° rotating crimping head hinges for changing connector and die
- 3 years of 20000 work cycles warranty
- manual return in every position possible
- Li-Ion Battery 18V/3Ah

## Details

RENNSTEIG

## Specifications

Sare® Contacts & Tools

| Identification | Conductor Cross-section | Part No. | Type Name |
|---|---|---|---|
| Hydraulic Crimping tool | | 632 801 5 | HPZ 80.1 |
| Battery-powered hydraulic crimp tool | | 6320 800 1 | APZ 80 |
| Crimp-dies | 10mm² | 632 124 5 | K 6/80 |
| | 16mm² | 632 125 5 | K 8/80 |
| | 25mm² | 632 126 5 | K 10/80 |
| | 35mm² | 632 127 5 | K 12/80 |
| | 50mm² | 632 128 5 | K 14/80 |
| | 70mm² | 632 129 5 | K 16/80 |

## Dimensions (in mm)

Suitable for:

| Conductor Cross-section (mm²) | Crimp die | C70 | C100 | C200 | C250 | C350 | C650 |
|---|---|---|---|---|---|---|---|
| 10 | 632 124 5 | x | x | | x | | |
| 16 | 632 125 5 | x | x | x | x | | |
| 25 | 632 126 5 | x | x | x | x | x | |
| 35 | 632 127 5 | | x | x | x | x | |
| 50 | 632 128 5 | | | x | x | x | |
| 70 | 632 129 5 | | | x | x | x | x |
| 95 | 632 130 5 | | | | | x | x |
| 120 | 632 131 5 | | | | | x | x |
| 150 | 632 132 5 | | | | | | x |
| 185 | 632 133 5 | | | | | | x |
| 240 | 632 134 5 | | | | | | x |

Suitable for:

| Conductor Cross-section (mm²) | Pressing Width (mm) | Identifi-cation | C70 | C100 | C200 | C250 | C350 | C650 |
|---|---|---|---|---|---|---|---|---|
| 10 | 9 | 6 | x | x | | x | | |
| 16 | 9 | 8 | x | x | x | x | | |
| 25 | 9 | 10 | x | x | x | x | x | |
| 35 | 9 | 12 | | x | x | x | x | |
| 50 | 9 | 14 | | | x | x | x | |
| 70 | 9 | 16 | | | x | x | x | x |
| 95 | 9 | 18 | | | | | x | x |
| 120 | 9 | 20 | | | | | x | x |
| 150 | 9 | 22 | | | | | | x |
| 185 | 9 | 25 | | | | | | x |
| 240 | 9 | 28 | | | | | | x |

Sare® Contacts & Tools

## Technical characteristics

| | | |
|---|---|---|
| Contact resistance | [mΩ] | ⩽ 0.3 |
| Operating current | [A] | ⩽ 100 |
| Material contacts | | Copper alloy |
| RoHS | | Compliant with exemption |
| RoHS exemption | | 6c: Copper alloy containing up to 4% lead by weight |

C100

## Details

The wire gauges refer to geometric wire gauges of cables

## Specifications

Compliant: IEC 60664-1, IEC 61984

| Identification | Conductor Cross-section | Gender | Part No. | Type Name |
|---|---|---|---|---|
| Crimp contact, silver plated | 10mm² | Female | 10 39 000 7210 | C100S-10-F |
| | 16mm² | | 10 39 000 7211 | C100S-16-F |
| | 25mm² | | 10 39 000 7212 | C100S-25-F |
| | 35mm² | | 10 39 000 7213 | C100S-35-F |
| | 10mm² | Male | 10 39 000 7110 | C100S-10-M |
| | 16mm² | | 10 39 000 7111 | C100S-16-M |
| | 25mm² | | 10 39 000 7112 | C100S-25-M |
| | 35mm² | | 10 39 000 7113 | C100S-35-M |

## Dimensions (in mm)

Female

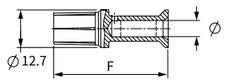


Male

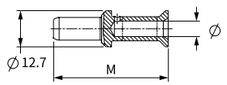


| Conductor cross-section (mm²) | Stripping length (mm) | ∅ (mm) | F (mm) | M (mm) |
|---|---|---|---|---|
| 10 | 19 | 4.3 | 38.5 | 40.5 |
| 16 | 19 | 5.5 | 38.5 | 40.5 |
| 25 | 19 | 7 | 38.5 | 40.5 |
| 35 | 16 | 8.2 | 38.5 | 40.5 |

## Features

- Hydraulic two-hand crimping tool in plastic case, for crimping copper and aluminium conductors with cross-sections 10 - 400 mm²
- 360° rotating crimping head hinges for changing connector and die
- 3 years of 20000 work cycles warranty
- manual return in every position possible
- Li-Ion Battery 18V/3Ah

## Details

RENNSTEIG

## Specifications

| Identification | Conductor Cross-section | Part No. | Type Name |
|---|---|---|---|
| Hydraulic Crimping tool | | 632 801 5 | HPZ 80.1 |
| Battery-powered hydraulic crimp tool | | 6320 800 1 | APZ 80 |
| Crimp-dies | 10mm² | 632 124 5 | K 6/80 |
| | 16mm² | 632 125 5 | K 8/80 |
| | 25mm² | 632 126 5 | K 10/80 |
| | 35mm² | 632 127 5 | K 12/80 |
| | 50mm² | 632 128 5 | K 14/80 |
| | 70mm² | 632 129 5 | K 16/80 |

## Dimensions (in mm)

Suitable for:

| Conductor Cross-section (mm²) | Crimp die | C70 | C100 | C200 | C250 | C350 | C650 |
|---|---|---|---|---|---|---|---|
| 10 | 632 124 5 | x | x | | x | | |
| 16 | 632 125 5 | x | x | x | x | | |
| 25 | 632 126 5 | x | x | x | x | x | |
| 35 | 632 127 5 | | x | x | x | x | |
| 50 | 632 128 5 | | | x | x | x | |
| 70 | 632 129 5 | | | x | x | x | x |
| 95 | 632 130 5 | | | | | x | x |
| 120 | 632 131 5 | | | | | x | x |
| 150 | 632 132 5 | | | | | | x |
| 185 | 632 133 5 | | | | | | x |
| 240 | 632 134 5 | | | | | | x |

Suitable for:

| Conductor Cross-section (mm²) | Pressing Width (mm) | Identifi-cation | C70 | C100 | C200 | C250 | C350 | C650 |
|---|---|---|---|---|---|---|---|---|
| 10 | 9 | 6 | x | x | | x | | |
| 16 | 9 | 8 | x | x | x | x | | |
| 25 | 9 | 10 | x | x | x | x | x | |
| 35 | 9 | 12 | | x | x | x | x | |
| 50 | 9 | 14 | | | x | x | x | |
| 70 | 9 | 16 | | | x | x | x | x |
| 95 | 9 | 18 | | | | | x | x |
| 120 | 9 | 20 | | | | | x | x |
| 150 | 9 | 22 | | | | | | x |
| 185 | 9 | 25 | | | | | | x |
| 240 | 9 | 28 | | | | | | x |

Sare® Contacts & Tools

## Technical characteristics

| | | |
|---|---|---|
| Contact resistance | [mΩ] | ⩽ 0.3 |
| Operating current | [A] | ⩽ 200 |
| Material contacts | | Copper alloy |
| RoHS | | Compliant with exemption |
| RoHS exemption | | 6c: Copper alloy containing up to 4% lead by weight |

C200

## Details

The wire gauges refer to geometric wire gauges of cables

## Specifications

Compliant: IEC 60664-1, IEC 61984

| Identification | Conductor Cross-section | Gender | Part No. | Type Name |
|---|---|---|---|---|
| Crimp contact, silver plated | 25mm² | Female | 10 39 000 7220 | C200S-25-F |
| | 35mm² | | 10 39 000 7221 | C200S-35-F |
| | 50mm² | | 10 39 000 7222 | C200S-50-F |
| | 70mm² | | 10 39 000 7223 | C200S-70-F |
| | 25mm² | Male | 10 39 000 7120 | C200S-25-M |
| | 35mm² | | 10 39 000 7121 | C200S-35-M |
| | 50mm² | | 10 39 000 7122 | C200S-50-M |
| | 70mm² | | 10 39 000 7123 | C200S-70-M |

### Dimensions (in mm)

Female

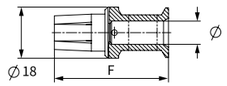


Male

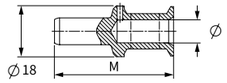


| Conductor cross-section (mm²) | Stripping length (mm) | Ø (mm) | F (mm) | M (mm) |
|---|---|---|---|---|
| 25 | 19 | 7 | 39.1 | 41.2 |
| 35 | 20 | 8.2 | 41.2 | 41.2 |
| 50 | 22.5 | 10 | 45.6 | 47.7 |
| 70 | 22.5 | 11.5 | 45.6 | 47.7 |

## Features

- Hydraulic two-hand crimping tool in plastic case, for crimping copper and aluminium conductors with cross-sections 10 - 400 mm²
- 360° rotating crimping head hinges for changing connector and die
- 3 years of 20000 work cycles warranty
- manual return in every position possible
- Li-Ion Battery 18V/3Ah

## Details

RENNSTEIG

## Specifications

| Identification | Conductor Cross-section | Part No. | Type Name |
|---|---|---|---|
| Hydraulic Crimping tool | | 632 801 5 | HPZ 80.1 |
| Battery-powered hydraulic crimp tool | | 6320 800 1 | APZ 80 |
| Crimp-dies | 10mm² | 632 124 5 | K 6/80 |
| | 16mm² | 632 125 5 | K 8/80 |
| | 25mm² | 632 126 5 | K 10/80 |
| | 35mm² | 632 127 5 | K 12/80 |
| | 50mm² | 632 128 5 | K 14/80 |
| | 70mm² | 632 129 5 | K 16/80 |

### Dimensions (in mm)

Suitable for:

| Conductor Cross-section (mm²) | Crimp die | C70 | C100 | C200 | C250 | C350 | C650 |
|---|---|---|---|---|---|---|---|
| 10 | 632 124 5 | x | x | | x | | |
| 16 | 632 125 5 | x | x | x | x | | |
| 25 | 632 126 5 | x | x | x | x | x | |
| 35 | 632 127 5 | | x | x | x | x | |
| 50 | 632 128 5 | | | x | x | x | |
| 70 | 632 129 5 | | | x | x | x | x |
| 95 | 632 130 5 | | | | | x | x |
| 120 | 632 131 5 | | | | | x | x |
| 150 | 632 132 5 | | | | | | x |
| 185 | 632 133 5 | | | | | | x |
| 240 | 632 134 5 | | | | | | x |

Suitable for:

| Conductor Cross-section (mm²) | Pressing Width (mm) | Identifi-cation | C70 | C100 | C200 | C250 | C350 | C650 |
|---|---|---|---|---|---|---|---|---|
| 10 | 9 | 6 | x | x | | x | | |
| 16 | 9 | 8 | x | x | x | x | | |
| 25 | 9 | 10 | x | x | x | x | x | |
| 35 | 9 | 12 | | x | x | x | x | |
| 50 | 9 | 14 | | | x | x | x | |
| 70 | 9 | 16 | | | x | x | x | x |
| 95 | 9 | 18 | | | | | x | x |
| 120 | 9 | 20 | | | | | x | x |
| 150 | 9 | 22 | | | | | | x |
| 185 | 9 | 25 | | | | | | x |
| 240 | 9 | 28 | | | | | | x |

# Accessories

| Coding |
|---|
| 05-03 |

| Shielding frames |
|---|
| 05-04 |

| Docking frames |
|---|
| 05-07 |

| Locking levers |
|---|
| 05-08 |

| Seals |
|---|
| 05-09 |

| Replacement Screws |
|---|
| 05-11 |

Sare® Accessories

## Technical characteristics

| | |
|---|---|
| Material | Stainless steel |
| RoHS | Compliant |

## Details

## Specifications

| Identification | Gender | Part No. | Type Name | Dimensions (in mm) |
|---|---|---|---|---|
| Simple coding pins, for fixed-pole inserts, please order 4 pieces for one connector | | 10 00 000 9000 | CODE-M3 | 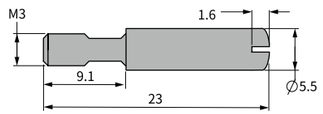  for hoods/housings with one insert/one frame 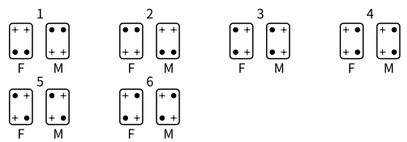  for hoods/housings with two insert/two frame please refer to website |
| Coding, for fixed-pole inserts, for modular frames, please order 4 pieces for one connector | Female | 10 38 000 9200 | BUSHM-M3 | 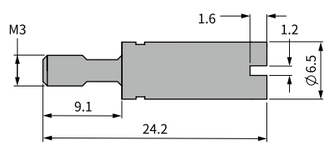  |
| | Male | 10 38 000 9100 | GPINM-M3 | 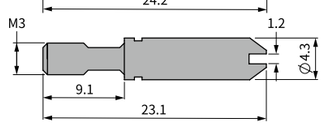  for hoods/housings with one insert/one frame 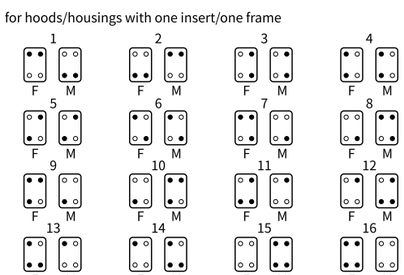  for hoods/housings with two insert/two frame please refer to website |





Sare® Accessories

## Technical characteristics

| | |
|---|---|
| Material | Steel, zinc plated |
| RoHS | Compliant |

## Details

- Sare® IE Series, Sare® IEE Series, Sare® IDD Series, for bulkhead mounted housings and hoods, high construction, pack contents: ground terminal frame with M4 screws for fixing at insert

| Identification | Size | Part No. | Type Name | Dimensions (in mm) |
|---|---|---|---|---|
| Shielding frame | B06 | 10 00 006 8000 | SFB06 | 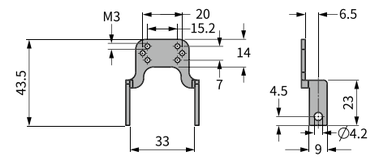  |
| | B10 | 10 00 010 8000 | SFB10 | 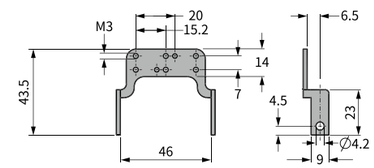  |
| | B16 | 10 00 016 8000 | SFB16 | 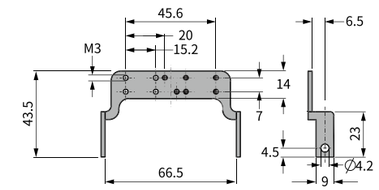  |
| | B24 | 10 00 024 8000 | SFB24 | 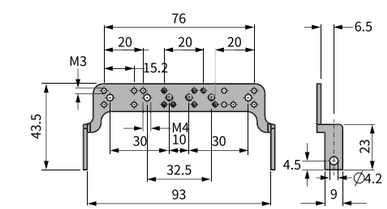  |
| | B24 | 10 00 024 8010 | SFB24-H | 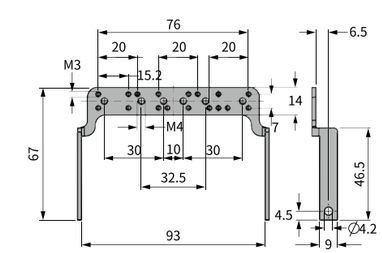  |

Sare® Accessories

## Technical characteristics

| | |
|---|---|
| Material | Steel, zinc plated |
| RoHS | Compliant |

## Details

- For bulkhead mounted housings, high construction and B24 low construction

| Identification | Size | Part No. | Type Name | Dimensions (in mm) |
|---|---|---|---|---|
| Shielding frame | | | | |
| | B06 | 10 38 006 8010 | SFMB06-H | 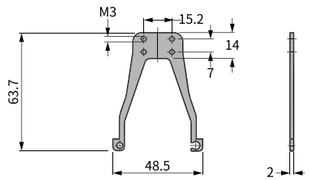  |
| | B10 | 10 38 010 8010 | SFMB10-H | 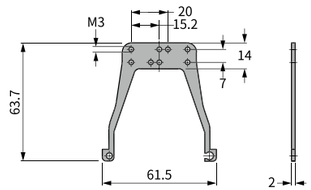  |
| | B16 | 10 38 016 8010 | SFMB16-H | 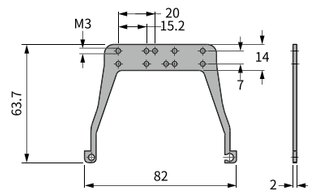  |
| | B24 | 10 38 024 8010 | SFMB24-H | 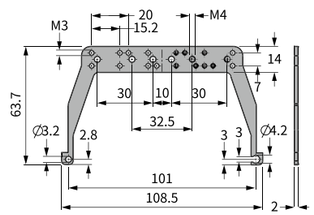  |
| | B24 | 10 38 024 8000 | SFMB24 | 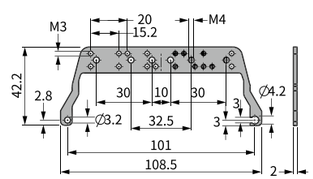  |



Accessories
Shielding frames

Sare® Accessories

## Technical characteristics

| | |
|---|---|
| Material | Steel, zinc plated |
| RoHS | Compliant |

## Details

| Identification | Size | Part No. | Type Name | Dimensions (in mm) |
|---|---|---|---|---|
| Sensitive signals Module, Shielding frame, for bulkhead mounted and hoods | B24 | 10 38 024 8020 | SFMB24-Q | 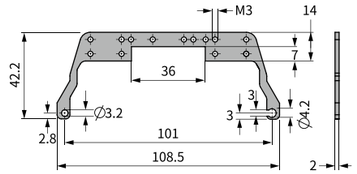  |
| Module, PE bracket, for bulkhead mounted | B24 | 10 38 024 8030 | SFMB24-PE | 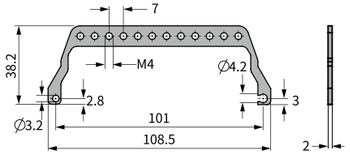  |
| Clamp, for shield frames, 2xM3 screws included in delivery | 5mm | 10 00 000 8900 | SF-CLP5 | Cable diameter 5mm SF-CLP5 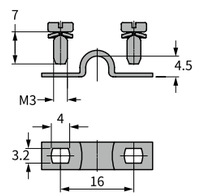  |
| | 10mm | 10 00 000 8901 | SF-CLP10 | Cable diameter 10mm SF-CLP10 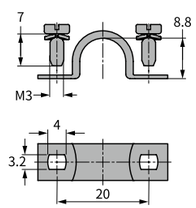  |

## Technical characteristics

| | |
|---|---|
| Material | Stainless Steel |
| Mating cycles | ⩾ 500 |
| Mating cycles with other HMC components | ⩾ 10000 |
| RoHS | Compliant |

## Details

- Suitable for all inserts of the series Sare® IE, Sare® IEE, Sare® IEEE, Sare® IE S, Sare® ID, Sare® IDD, Sare® IsB, Sare® Module
- Due to the floating system of the docking frame the PE connection of the mounting base has to be installed separately.
- Inserts are protected against mechanical damage
- Pack contents: 1 frame, 4 cheese head shoulder screws (Stainless steel) to fix the docking frame, pull-in-range x-axis: ± 1.5 mm, Pull-in-range y-axis: ± 1.5 mm

| Identification | Size | Part No. | Type Name | Dimensions (in mm) |
|---|---|---|---|---|
| Docking frame | | | | |
| | B06 | 10 11 006 8900 | DFB06 | |
| | B10 | 10 11 010 8900 | DFB10 | |
| | B16 | 10 11 016 8900 | DFB16 | |
| | B24 | 10 11 024 8900 | DFB24 | |

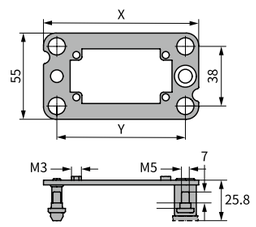


Distance for electrical and FO contacts max. 27 mm;
for Modular series max. 26.5 mm
B6: X = 86; Y = 69
B10: X = 99; Y = 82
B16: X = 119.5 ; Y = 102.5
B24: X = 146; Y = 129

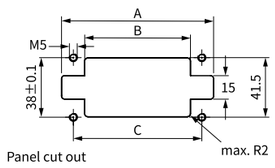


Panel cut out

B6: A = 84; B = 54.5; C = 69
B10: A = 97; B = 67.5; C = 82
B16: A = 117.5 ; B = 88; C = 102.5
B24: A = 144; B = 114.5; C = 129





## Technical characteristics

| | |
|---|---|
| Material | Polycarbonate, Stainless steel, Thermoplastic |
| Color | RAL7037(dust grey) |
| Material flammability class acc. | V-0 |
| RoHS | Compliant |

## Details

| Identification | Size | Part No. | Type Name | Dimensions (in mm) |
|---|---|---|---|---|
| Locking levers, single locking, polycarbonate | | | | |
| | B06 | 20 89 000 0001 | A.LB06-SL | |
| | B10 | 20 89 000 0003 | A.LB10-SL | |
| | B16 | 20 89 000 0004 | A.LB16-SL | |
| | B24 | 20 89 000 0005 | A.LB24-SL | |
| Locking levers, double locking, polycarbonate | | | | |
| | B10/B16/B24 | 20 89 000 0002 | A.LB-DL | |

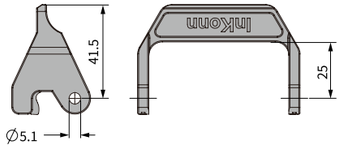


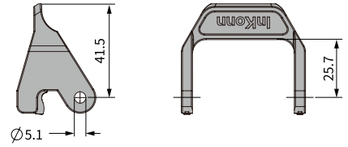

## Technical characteristics

| | |
|---|---|
| Material | NBR |
| Color | Black |
| RoHS | Compliant |

## Details

| Identification | Size | Part No. | Type Name | Dimensions (in mm) |
|---|---|---|---|---|
| Sare® A, Seal, Profile gasket, for bulkhead mounted, for surface mounted | A03 | 10 01 003 7910 | SA03-PG | |
| | A10 | 10 01 010 7910 | SA10-PG | |
| | A16 | 10 01 016 7910 | SA16-PG | |
| Sare® B, Seal, Profile gasket, for bulkhead mounted, for surface mounted | B06 | 10 11 006 7910 | SB06-PG | |
| | B10 | 10 11 010 7910 | SB10-PG | |
| | B16 | 10 11 016 7910 | SB16-PG | |
| | B24 | 10 11 024 7910 | SB24-PG | |
| | B32 | 10 11 032 7910 | SB32-PG | |
| | B48 | 10 11 048 7910 | SB48-PG | |
| L-Seal, for cable to cable mounted | B06 | 10 11 006 7920 | SB06-L | |
| | B10 | 10 11 010 7920 | SB10-L | |
| | B16 | 10 11 016 7920 | SB16-L | |
| | B24 | 10 11 024 7920 | SB24-L | |
| Sare® A, Seal, Flange gasket | A03 | 10 01 003 7900 | SA03-FG | |
| Sare® B, Seal, Flange gasket, self-retaining | B06 | 10 11 006 7900 | SB06-FGS | |
| | B10 | 10 11 010 7900 | SB10-FGS | |
| | B16 | 10 11 016 7900 | SB16-FGS | |
| | B24 | 10 11 024 7900 | SB24-FGS | |



Accessories
Seals

Sare® Accessories

## Technical characteristics

| | |
|---|---|
| Material | FPM |
| Color | Grey |
| RoHS | Compliant |

## Details

| Identification | Size | Part No. | Type Name | Dimensions (in mm) |
|---|---|---|---|---|
| Sare® A, Seal, Profile gasket, for bulkhead mounted, for surface mounted | A03 | 10 01 003 7911 | SA03-PG/FPM | |
| Sare® B, Seal, Profile gasket, for bulkhead mounted, for surface mounted | B06 | 10 11 006 7911 | SB06-PG/FPM | |
| | B10 | 10 11 010 7911 | SB10-PG/FPM | |
| | B16 | 10 11 016 7911 | SB16-PG/FPM | |
| | B24 | 10 11 024 7911 | SB24-PG/FPM | |
| Sare® A, Seal, Flange gasket | A03 | 10 01 003 7901 | SA03-FG/FPM | |
| Sare® B, Seal, Flange gasket, self-retaining | B06 | 10 11 006 7901 | SB06-FGS/FPM | |
| | B10 | 10 11 010 7901 | SB10-FGS/FPM | |
| | B16 | 10 11 016 7901 | SB16-FGS/FPM | |
| | B24 | 10 11 024 7901 | SB24-FGS/FPM | |

| Technical characteristics | |
|---|---|
| RoHS | Compliant |

| Details |
|---|
| |

| Identification | Size | Part No. | Type Name | Dimensions (in mm) |
|---|---|---|---|---|
| Fixing screws, with seal, for Sare® A03 | M3 | 20 96 000 0003 | A.LS-M3*6 | |
| PE screw, for Sare® A, IA-10, IA-16 | M3.5 | 10 96 000 9900 | M3.5 PE SCREW | |
| PE screw, for Size B06 ... B24 | M4 | 10 96 000 9901 | M4 PE SCREW | |
| PE screw, for ISB-Series | M5 | 10 96 000 9902 | M5 PE SCREW | |

**InKonn-China:**

**InKonn(Suzhou) Electric Technology Co., Ltd.**
399 Linquan street, Suzhou Industrial Park,
215123 Suzhou, P.R. China
Phone: +86(0)512-67260441
Fax: +86(0)512-67260441
E-mail: info@inkonn.com

**InKonn(Xiamen) Electric Technology Co., Ltd.**
No. 512 Jinyuan east road, Jimei District,
361022 Xiamen, P.R. China

**InKonn-Europe:**

**Germany**
Berliner Str. 14,
65824 Schwalbach am Taunus
E-mail: info@inkonn.de

**Switzerland**
Husmatt 12,
5405 Dättwil
E-mail: ch@inkonn.com

InKonn®

your way, we connect

**InKonn(Suzhou) Electric Technology Co., Ltd.**

www.inkonn.com

Copyright © 2021 Inkonn(Suzhou) Electric Technology Co., Ltd.
All rights reserved.

HDC-2022-October